



**West Nile Virus  
Surveillance Report  
Week 28: Jul 5<sup>th</sup> – Jul 11<sup>th</sup>, 2020**

**Purpose:** This report serves as the official statement of West Nile virus activity in humans, mosquitoes, and birds within the jurisdiction of the Cook County Department of Public Health. All data are preliminary and may change as more reports are received.

**Risk Assessment:** The risk of human West Nile virus infection is **low**.

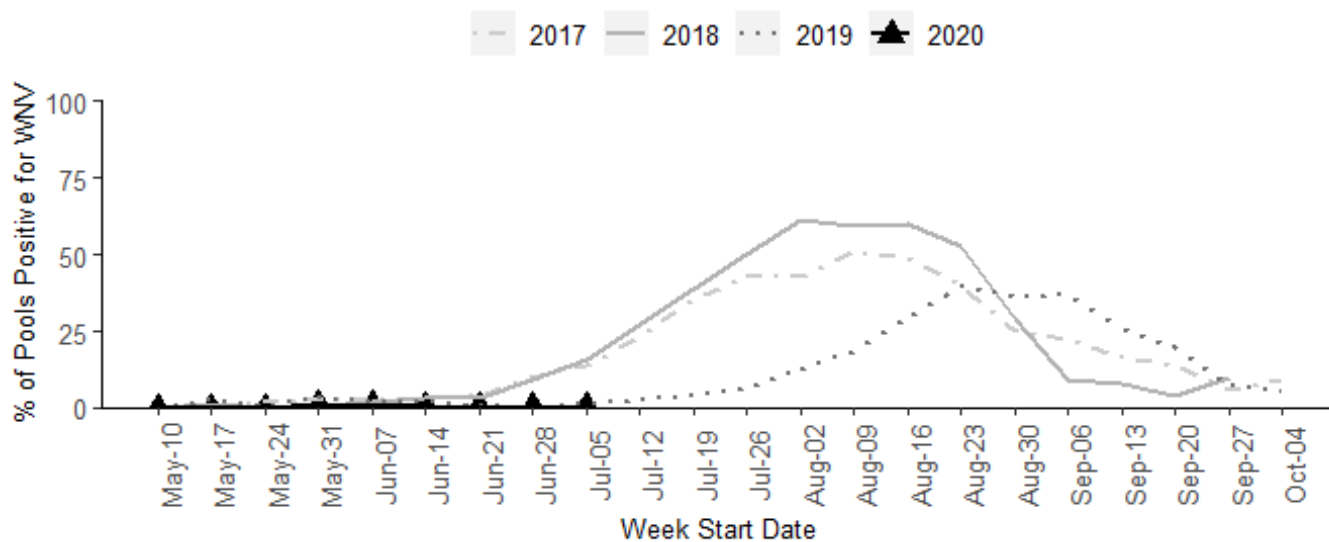
**Prevention:** When outdoors between dusk and dawn, cover skin with lightly colored loose fitting clothing and use mosquito repellent with DEET, picaridin or oil of lemon eucalyptus. When applying repellent, always follow the directions on the product label. Get rid of standing water around your home in pet bowls, flower pots, old tires, baby pools and toys. Water that is allowed to stagnate for three or four days becomes a breeding ground for mosquitoes. Make sure your doors and windows have tightly fitting screens and repair any tears or other openings. Keep weeds and grass cut short and keep gutters clean and free of debris.

**Mosquito<sup>1-3</sup> Surveillance:**

Weekly Summary	Week 28
Number of mosquitoes tested	17559
Number of mosquito pools tested	441
Number of positive pools	3
Percent of pools testing positive	0.7%
Number of communities with positive pools	2

Year to Date Summary	3 Year Average	2020
Number of mosquitoes tested	92157	76484
Number of mosquito pools tested	2363	2134
Number of positive pools	101	12
Percent of pools testing positive	4.5%	0.6%
Number of communities with positive pools	34	10

**Percent of Mosquito Pools Positive for West Nile Virus**





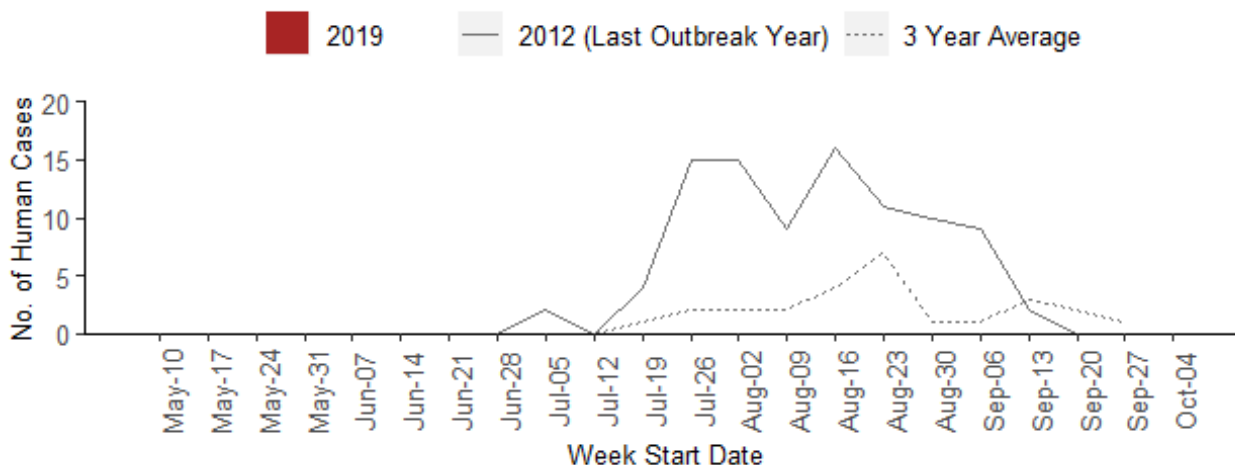
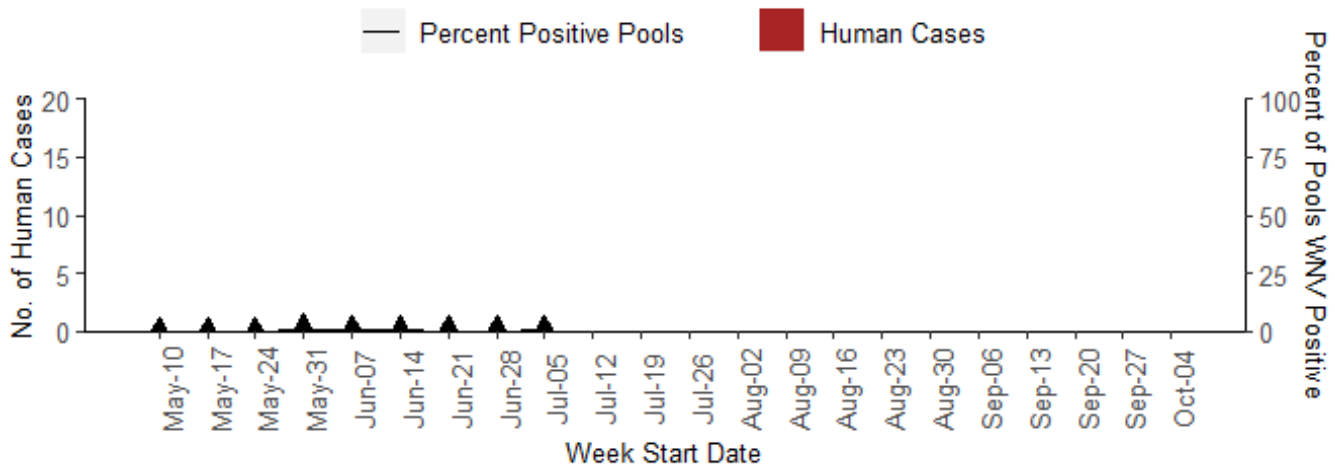
1. Includes mosquito surveillance data from Cook County Department of Public Health, Northwest Mosquito Abatement District, North Shore Mosquito Abatement District, Desplaines Valley Mosquito Abatement District, South Cook County Mosquito Abatement District, and the Illinois Department of Public Health.
2. When mosquitoes are tested for West Nile virus, they are tested in groups, or “pools”, of up to 50 mosquitoes. Therefore when a mosquito pool tests positive, the number of WNV positive mosquitoes in that pool is unknown. It is only known that at least one mosquito in the pool was positive.
3. Positive communities are listed on page 4.

**Bird Surveillance:**

Since June 1st, no birds have been submitted for testing.

**Human Case Surveillance:**

Since June 1st, no cases of West Nile virus have been reported in suburban Cook County.

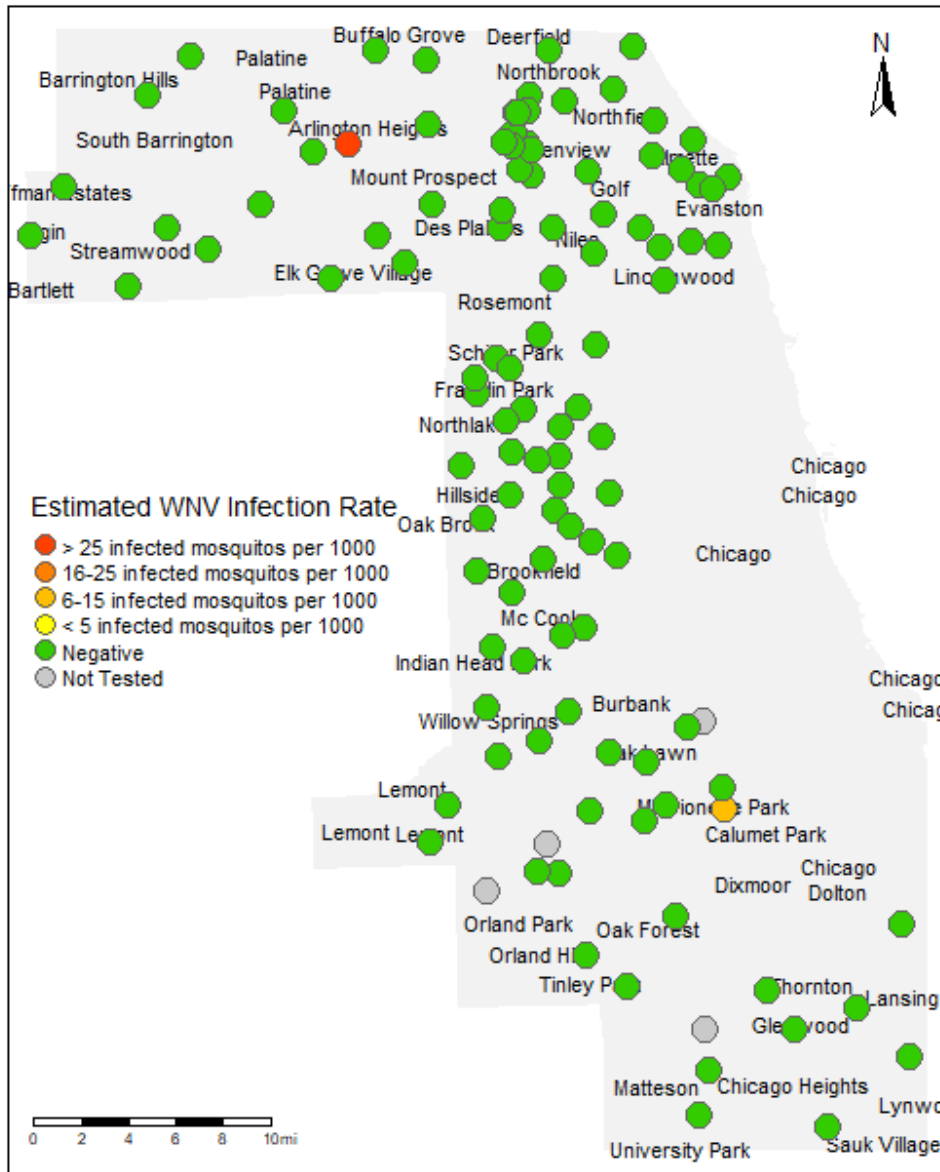




# West Nile Virus Surveillance Report

Week 28: Jul 5<sup>th</sup> – Jul 11<sup>th</sup>, 2020

The following map shows mosquito traps in suburban Cook County. The estimated infection rate<sup>4</sup> is a measurement of how much West Nile virus activity is occurring in mosquitoes caught by that trap. Higher numbers means more mosquitoes capable of spreading West Nile virus.



- Estimated infection rate is calculated by dividing the number of positive mosquito pools by the total number of mosquitoes tested and multiplying by 1000. This is also called the minimum infection rate and is the most conservative estimate of West Nile virus activity in mosquitoes.
- Reasons a trap might not be tested include battery or other equipment failure or no mosquitoes present in the trap.



The following towns had traps that were positive for West Nile virus this week: Arlington Heights, Worth.

The following towns have had traps positive for West Nile virus at some point this season: Alsip, Arlington Heights, Berkeley, Evanston, Glencoe, La Grange Highlands, Lincolnwood, Norridge, River Forest, Worth.

Not all towns have mosquito traps so West Nile virus activity may be unknown in your area. CCDPH recommends all residents practice good West Nile virus prevention habits throughout the summer season.