



CCDPH Monthly Opioid Report

October 2020

This document is the CCDPH Opioid Report for the month of October 2020. This report provides information on opioid overdoses occurring in Suburban Cook County and excludes those occurring in Chicago. CCDPH is the public health department for Cook County excluding Chicago, Evanston, Skokie, Oak Park, and Stickney Township. These reports are created using data from the Office of the Cook County Medical Examiner accessed via API. The data, particularly for recent months may be subject to change as cases can take up to 90 days to close. This report was generated on 03/24/2021.

Table 1: Opioid-Related Overdose Deaths - October 2020

	September 2020	October 2020
Drug Type		
All Opioid	36 (100%)	25 (100%)
Heroin-Involved	11 (30.6%)	11 (44%)
Fentanyl-Involved	32 (88.9%)	18 (72%)
Opioid Pain Reliever-Involved	7 (19.4%)	6 (24%)
Methadone-Involved	2 (5.6%)	3 (12%)
Sex		
Male	25 (69.4%)	20 (80%)
Female	11 (30.6%)	5 (20%)
Race/Ethnicity		
NH AA/Black	8 (22.2%)	12 (48%)
NH White	20 (55.6%)	10 (40%)
NH Asian/PI	1 (2.8%)	0 (0%)
NH Am. Ind	0 (0%)	0 (0%)
NH Other	0 (0%)	0 (0%)
Hispanic or Latino	7 (19.4%)	3 (12%)
Unknown	0 (0%)	0 (0%)
Age		
15-24	2 (5.6%)	1 (4%)
25-34	8 (22.2%)	5 (20%)
35-44	7 (19.4%)	4 (16%)
45-54	8 (22.2%)	9 (36%)
55-64	9 (25%)	5 (20%)
65-74	2 (5.6%)	1 (4%)

Note:

Drug categories may not be mutually exclusive.

Table 2: CCDPH Overdose Location - October 2020

(a) CCDPH District

CCDPH District	n (%)
North	6 (24%)
South	8 (32%)
Southwest	1 (4%)
West	10 (40%)

(b) Top 5 Suburban Cook County Municipalities

CCDPH Municipality	n (%)
Harvey	3 (12%)
Elmwood Park	2 (8%)
Streamwood	2 (8%)
Arlington Heights	1 (4%)
Bridgeview	1 (4%)

Fig 1. Monthly Overdoses by Type – Previous 12 Months

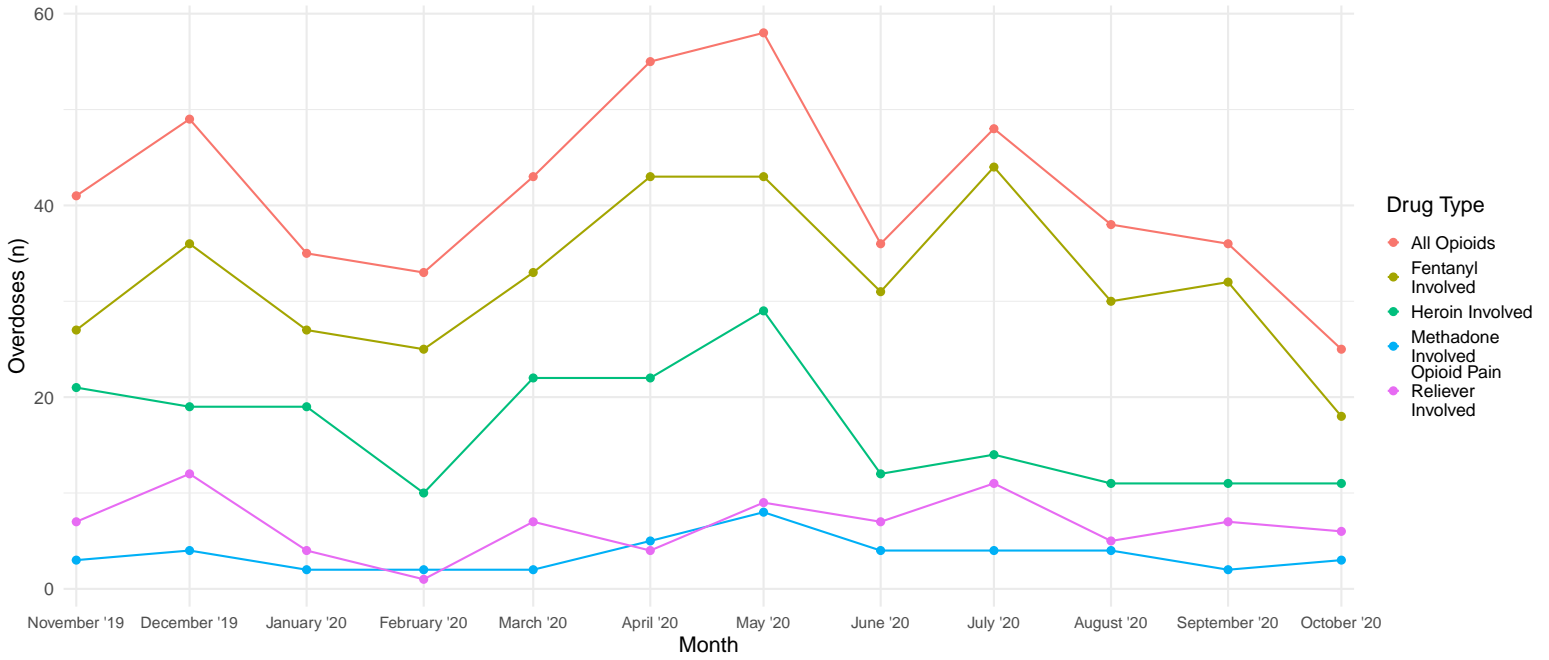


Fig 2. Monthly Overdose Comparison – Previous 12 Months

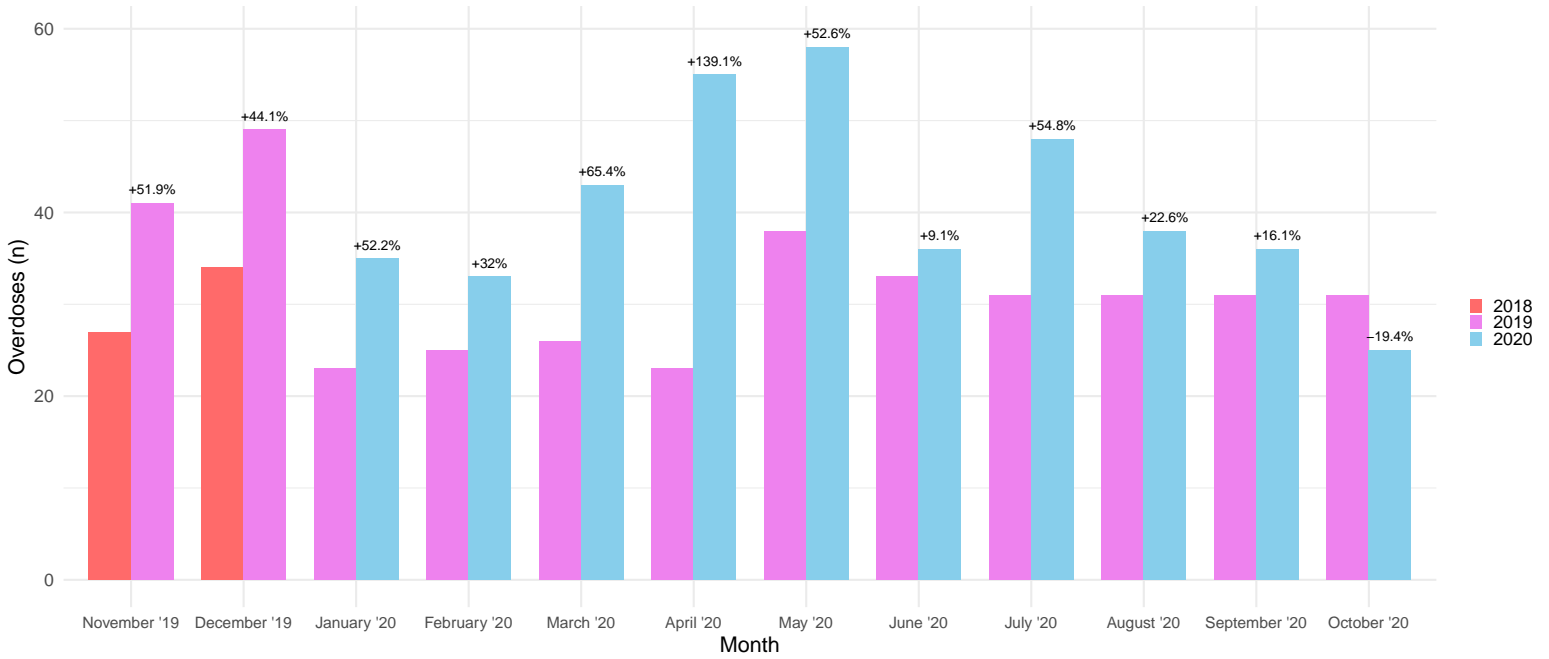


Fig 3. Overdose Demographics – October 2020

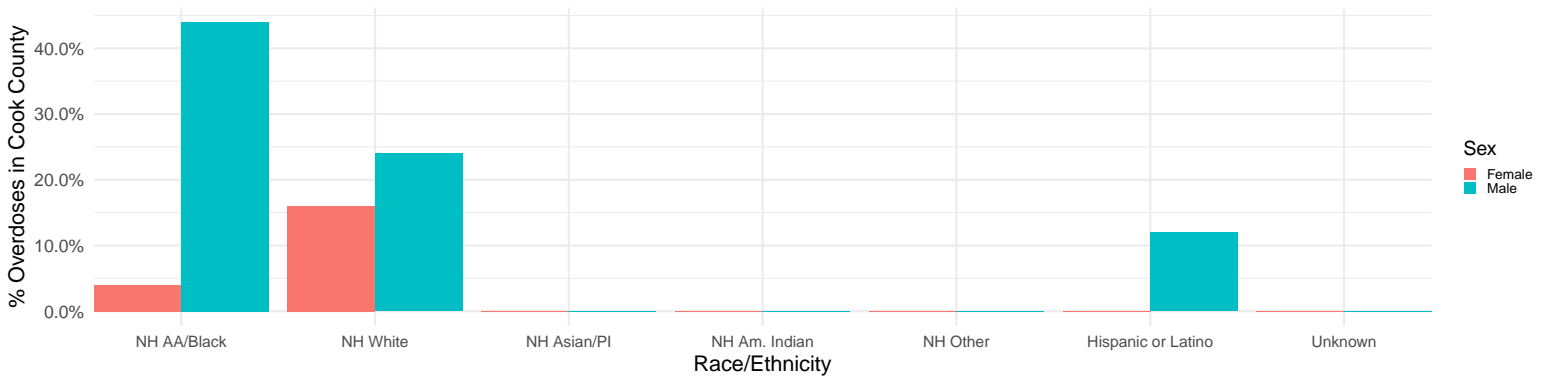


Fig 4. Monthly Overdose Demographics – Previous 12 Months

