



## CCDPH Monthly Opioid Report

November 2020

This document is the CCDPH Opioid Report for the month of November 2020. This report provides information on opioid overdoses occurring in Suburban Cook County and excludes those occurring in Chicago. CCDPH is the public health department for Cook County excluding Chicago, Evanston, Skokie, Oak Park, and Stickney Township. These reports are created using data from the Office of the Cook County Medical Examiner accessed via API. The data, particularly for recent months may be subject to change as cases can take up to 90 days to close. This report was generated on 03/24/2021.

Table 1: Opioid-Related Overdose Deaths - November 2020

	October 2020	November 2020
<b>Drug Type</b>		
All Opioid	25 (100%)	36 (100%)
Heroin-Involved	11 (44%)	14 (38.9%)
Fentanyl-Involved	18 (72%)	29 (80.6%)
Opioid Pain Reliever-Involved	6 (24%)	14 (38.9%)
Methadone-Involved	3 (12%)	3 (8.3%)
<b>Sex</b>		
Male	20 (80%)	24 (66.7%)
Female	5 (20%)	12 (33.3%)
<b>Race/Ethnicity</b>		
NH AA/Black	12 (48%)	13 (36.1%)
NH White	10 (40%)	20 (55.6%)
NH Asian/PI	0 (0%)	0 (0%)
NH Am. Ind	0 (0%)	0 (0%)
NH Other	0 (0%)	0 (0%)
Hispanic or Latino	3 (12%)	3 (8.3%)
Unknown	0 (0%)	0 (0%)
<b>Age</b>		
15-24	1 (4%)	3 (8.3%)
25-34	5 (20%)	5 (13.9%)
35-44	4 (16%)	8 (22.2%)
45-54	9 (36%)	6 (16.7%)
55-64	5 (20%)	12 (33.3%)
65-74	1 (4%)	2 (5.6%)

*Note:*

Drug categories may not be mutually exclusive.

Table 2: CCDPH Overdose Location - November 2020

(a) CCDPH District

CCDPH District	n (%)
North	6 (16.7%)
South	8 (22.2%)
Southwest	10 (27.8%)
West	11 (30.6%)

(b) Top 5 Suburban Cook County Municipalities

CCDPH Municipality	n (%)
Berwyn	2 (5.6%)
Chicago Heights	2 (5.6%)
Cicero	2 (5.6%)
Hickory Hills	2 (5.6%)
Oak Lawn	2 (5.6%)

Fig 1. Monthly Overdoses by Type – Previous 12 Months

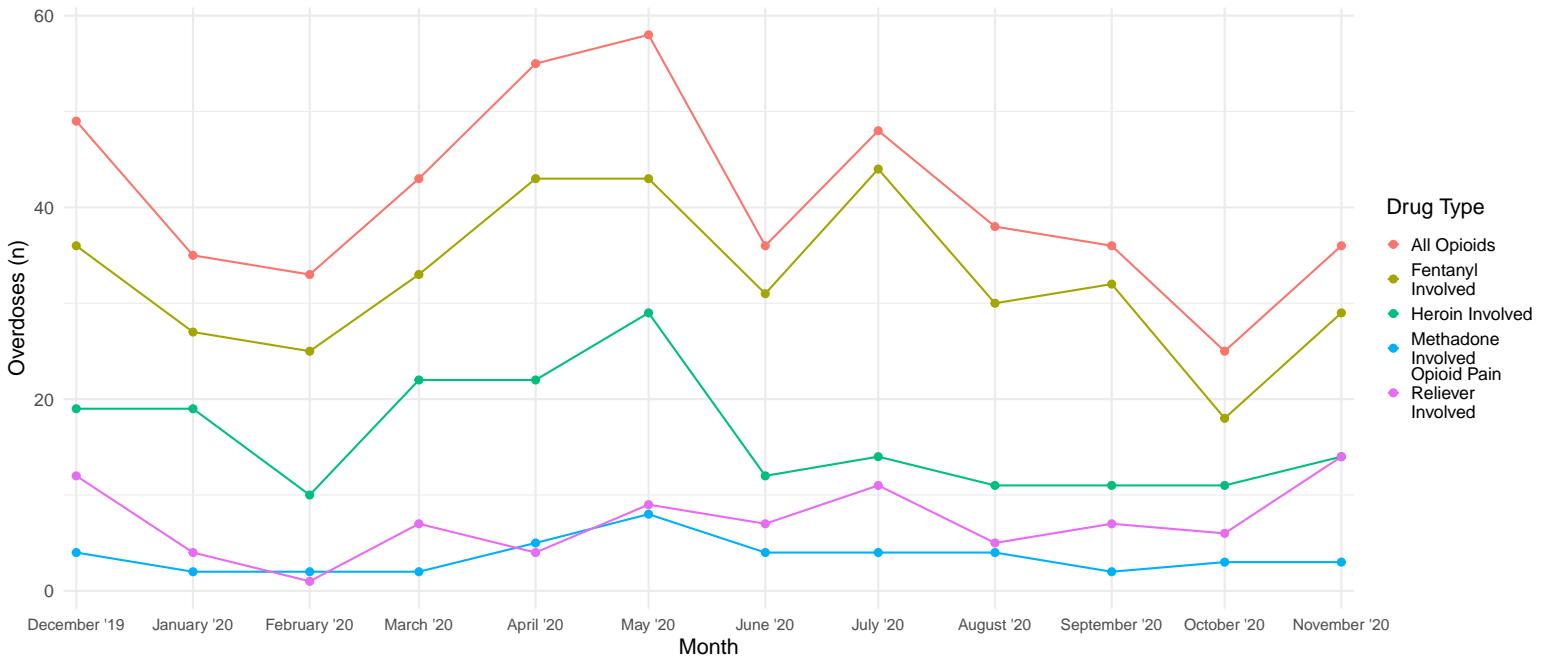


Fig 2. Monthly Overdose Comparison – Previous 12 Months

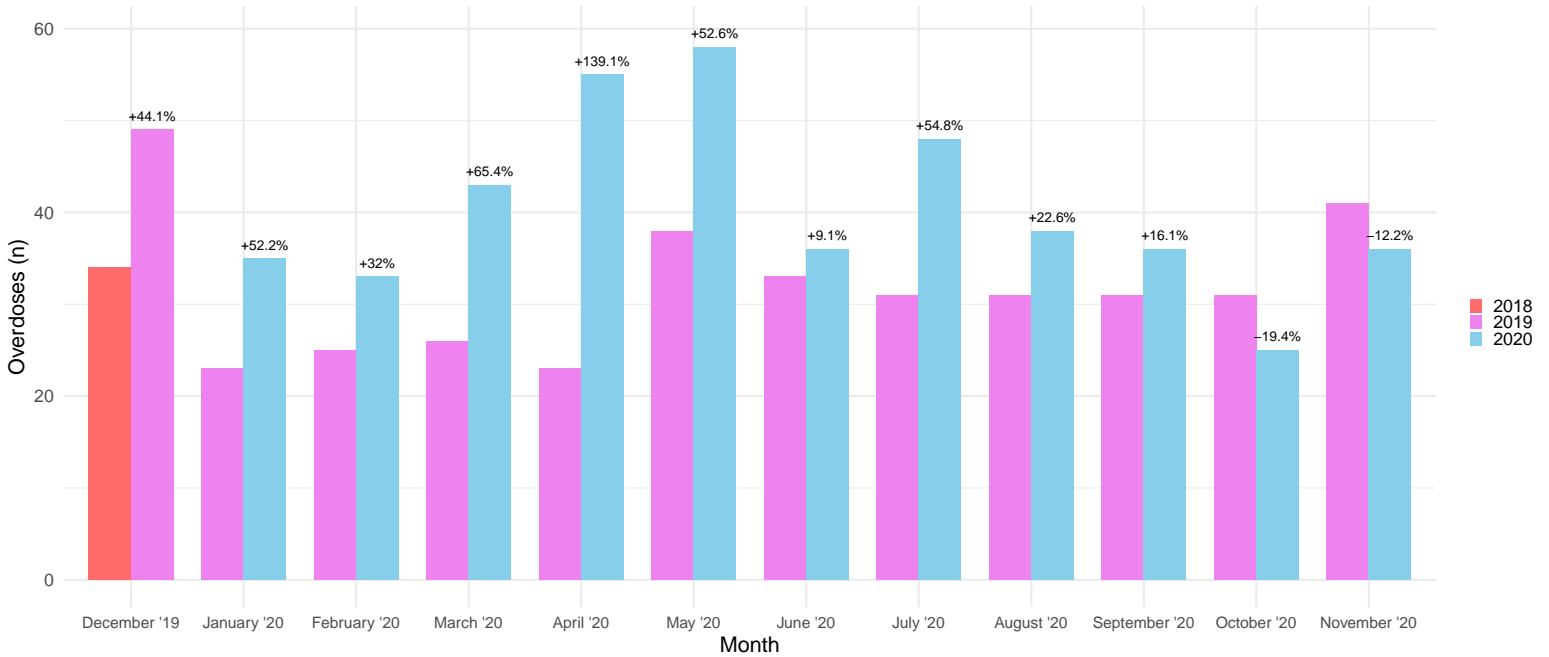


Fig 3. Overdose Demographics – November 2020

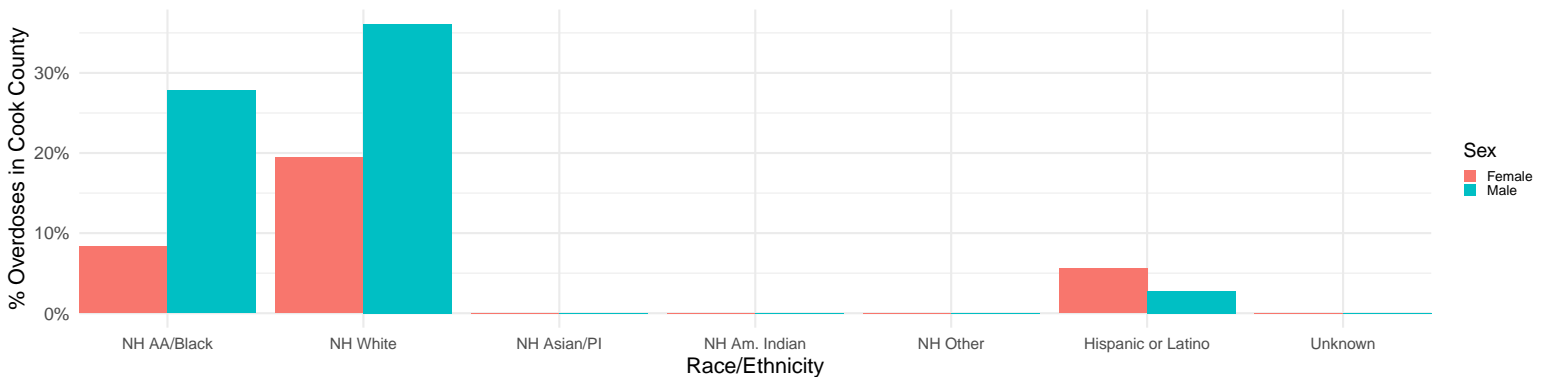


Fig 4. Monthly Overdose Demographics – Previous 12 Months

