



CCDPH Monthly Opioid Report

December 2020

This document is the CCDPH Opioid Report for the month of December 2020. This report provides information on opioid overdoses occurring in Suburban Cook County and excludes those occurring in Chicago. CCDPH is the public health department for Cook County excluding Chicago, Evanston, Skokie, Oak Park, and Stickney Township. These reports are created using data from the Office of the Cook County Medical Examiner accessed via API. The data, particularly for recent months may be subject to change as cases can take up to 90 days to close. This report was generated on 03/24/2021.

Table 1: Opioid-Related Overdose Deaths - December 2020

	November 2020	December 2020
Drug Type		
All Opioid	36 (100%)	37 (100%)
Heroin-Involved	14 (38.9%)	10 (27%)
Fentanyl-Involved	29 (80.6%)	33 (89.2%)
Opioid Pain Reliever-Involved	14 (38.9%)	5 (13.5%)
Methadone-Involved	3 (8.3%)	2 (5.4%)
Sex		
Male	24 (66.7%)	25 (67.6%)
Female	12 (33.3%)	12 (32.4%)
Race/Ethnicity		
NH AA/Black	13 (36.1%)	12 (32.4%)
NH White	20 (55.6%)	22 (59.5%)
NH Asian/PI	0 (0%)	0 (0%)
NH Am. Ind	0 (0%)	0 (0%)
NH Other	0 (0%)	0 (0%)
Hispanic or Latino	3 (8.3%)	3 (8.1%)
Unknown	0 (0%)	0 (0%)
Age		
15-24	3 (8.3%)	3 (8.1%)
25-34	5 (13.9%)	11 (29.7%)
35-44	8 (22.2%)	7 (18.9%)
45-54	6 (16.7%)	7 (18.9%)
55-64	12 (33.3%)	6 (16.2%)
65-74	2 (5.6%)	3 (8.1%)

Note:

Drug categories may not be mutually exclusive.

Table 2: CCDPH Overdose Location - December 2020

(a) CCDPH District

CCDPH District	n (%)
North	12 (32.4%)
South	7 (18.9%)
Southwest	6 (16.2%)
West	12 (32.4%)

(b) Top 5 Suburban Cook County Municipalities

CCDPH Municipality	n (%)
Arlington Heights	3 (8.1%)
Elmwood Park	3 (8.1%)
Maywood	3 (8.1%)
Skokie	2 (5.4%)
Berwyn	1 (2.7%)

Fig 1. Monthly Overdoses by Type – Previous 12 Months

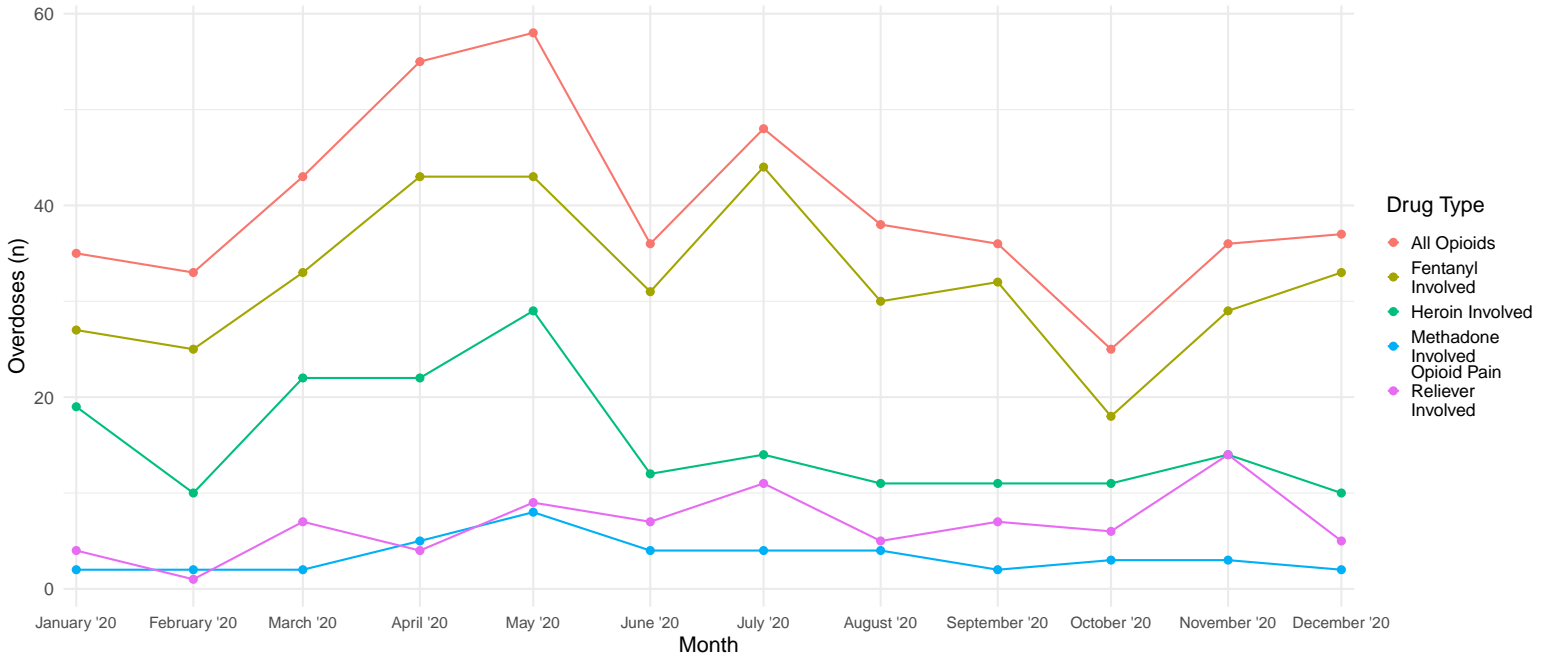


Fig 2. Monthly Overdose Comparison – Previous 12 Months

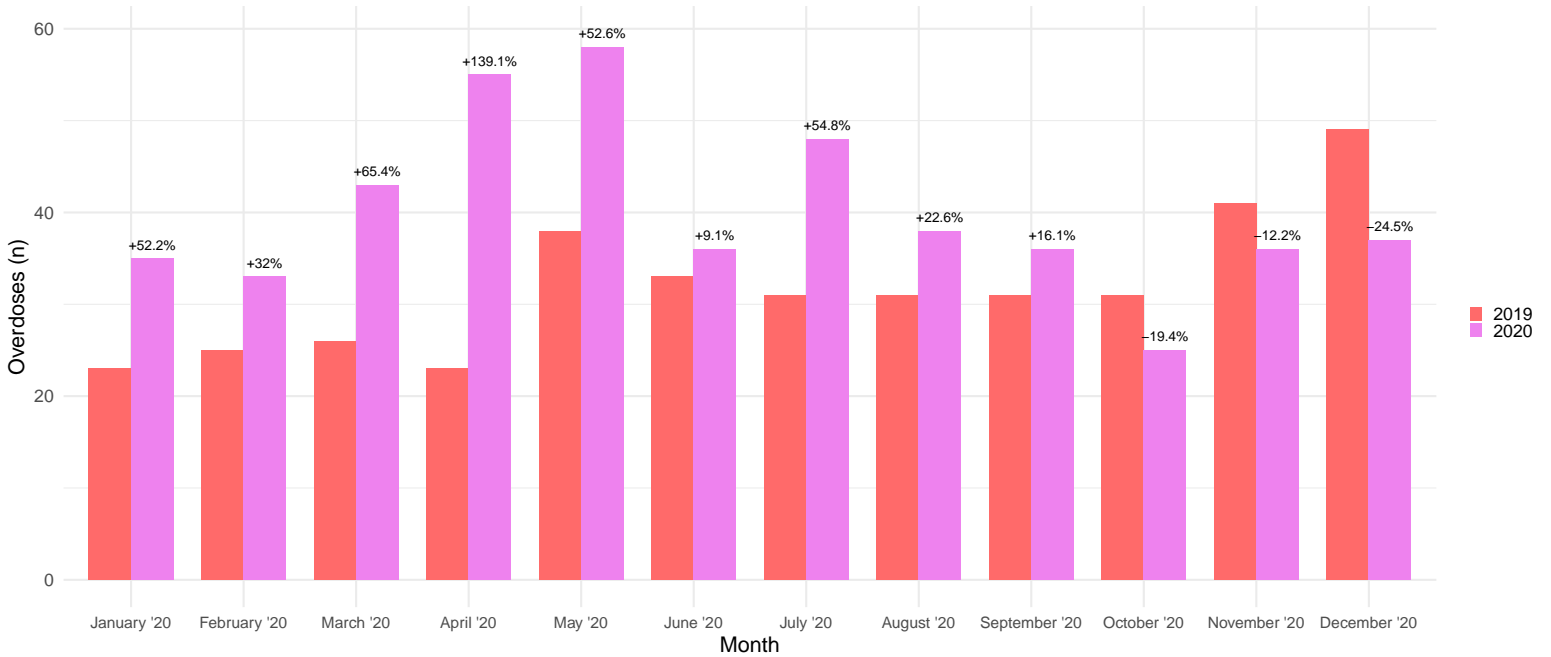


Fig 3. Overdose Demographics – December 2020

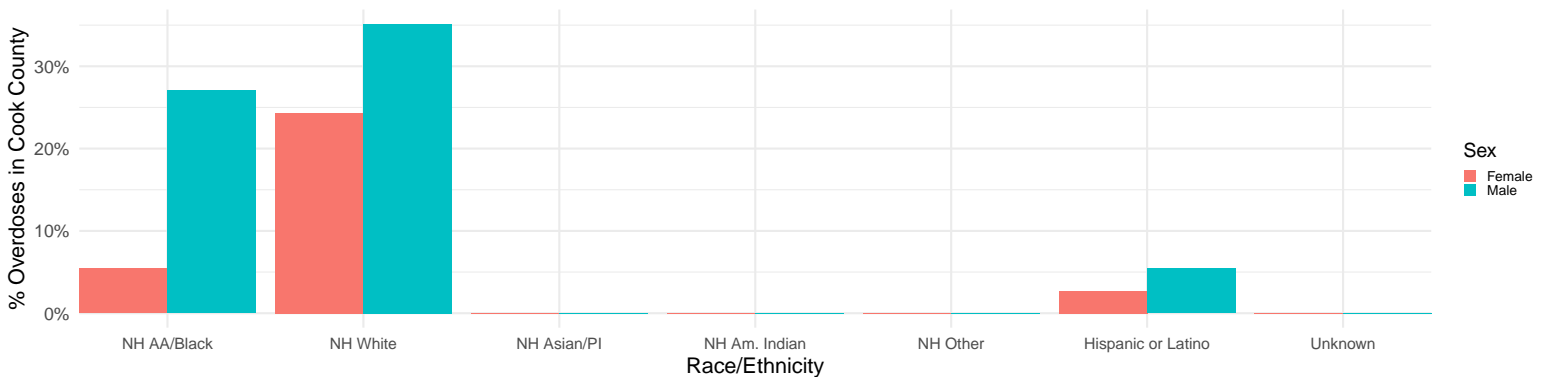


Fig 4. Monthly Overdose Demographics – Previous 12 Months

