



CCDPH Monthly Opioid Report

January 2020

This document is the CCDPH Opioid Report for the month of January 2020. This report provides information on opioid overdoses occurring in Suburban Cook County and excludes those occurring in Chicago. CCDPH is the public health department for Cook County excluding Chicago, Evanston, Skokie, Oak Park, and Stickney Township. These reports are created using data from the Office of the Cook County Medical Examiner accessed via API. The data, particularly for recent months may be subject to change as cases can take up to 90 days to close. This report was generated on 03/24/2021.

Table 1: Opioid-Related Overdose Deaths - January 2020

	December 2019	January 2020
Drug Type		
All Opioid	49 (100%)	35 (100%)
Heroin-Involved	19 (38.8%)	19 (54.3%)
Fentanyl-Involved	36 (73.5%)	27 (77.1%)
Opioid Pain Reliever-Involved	12 (24.5%)	4 (11.4%)
Methadone-Involved	4 (8.2%)	2 (5.7%)
Sex		
Male	32 (65.3%)	24 (68.6%)
Female	17 (34.7%)	11 (31.4%)
Race/Ethnicity		
NH AA/Black	15 (30.6%)	8 (22.9%)
NH White	31 (63.3%)	24 (68.6%)
NH Asian/PI	1 (2%)	1 (2.9%)
NH Am. Ind	0 (0%)	0 (0%)
NH Other	0 (0%)	0 (0%)
Hispanic or Latino	2 (4.1%)	2 (5.7%)
Unknown	0 (0%)	0 (0%)
Age		
15-24	5 (10.2%)	0 (0%)
25-34	8 (16.3%)	9 (25.7%)
35-44	8 (16.3%)	10 (28.6%)
45-54	12 (24.5%)	10 (28.6%)
55-64	13 (26.5%)	6 (17.1%)
65-74	2 (4.1%)	0 (0%)

Note:

Drug categories may not be mutually exclusive.

Table 2: CCDPH Overdose Location - January 2020

(a) CCDPH District

CCDPH District	n (%)
North	6 (17.1%)
South	11 (31.4%)
Southwest	7 (20%)
West	11 (31.4%)

(b) Top 5 Suburban Cook County Municipalities

CCDPH Municipality	n (%)
Justice	3 (8.6%)
Hickory Hills	2 (5.7%)
Oak Park	2 (5.7%)
Barrington	1 (2.9%)
Bridgeview	1 (2.9%)

Fig 1. Monthly Overdoses by Type – Previous 12 Months

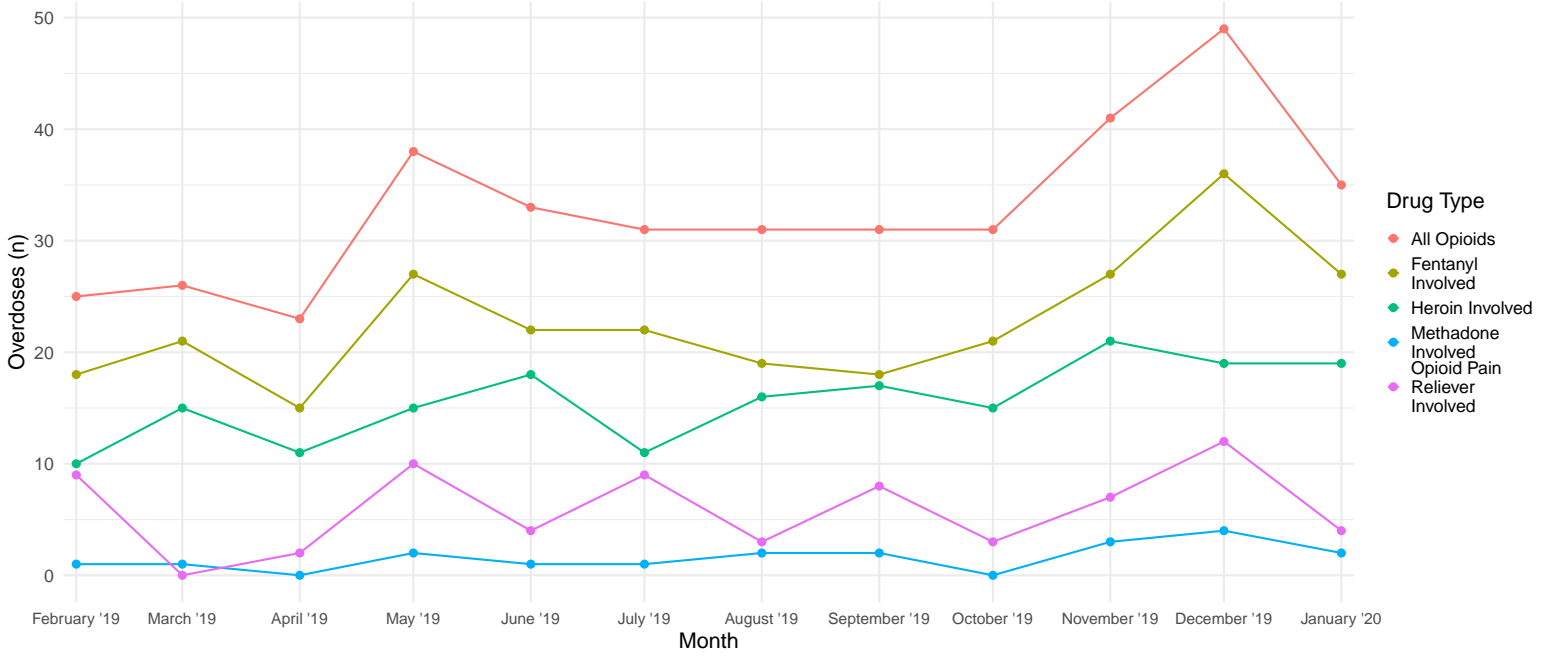


Fig 2. Monthly Overdose Comparison – Previous 12 Months

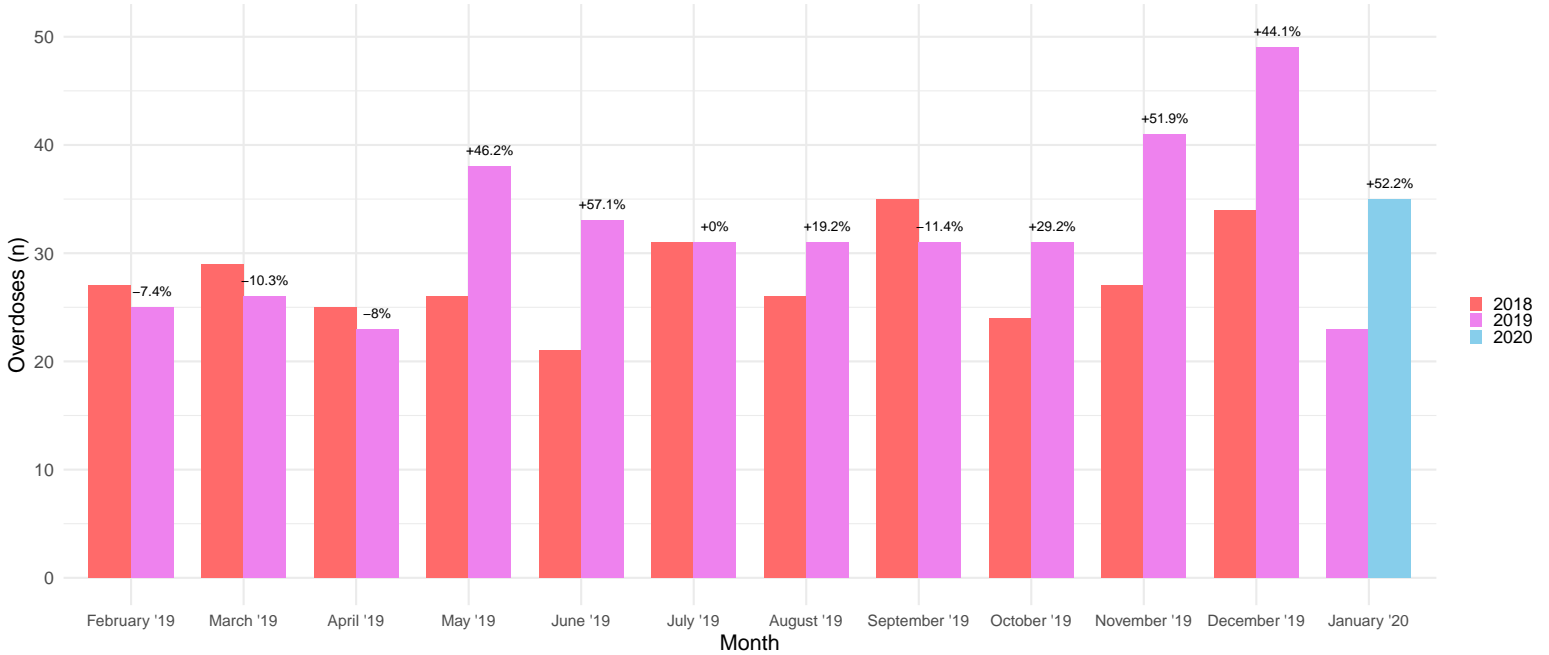


Fig 3. Overdose Demographics – January 2020

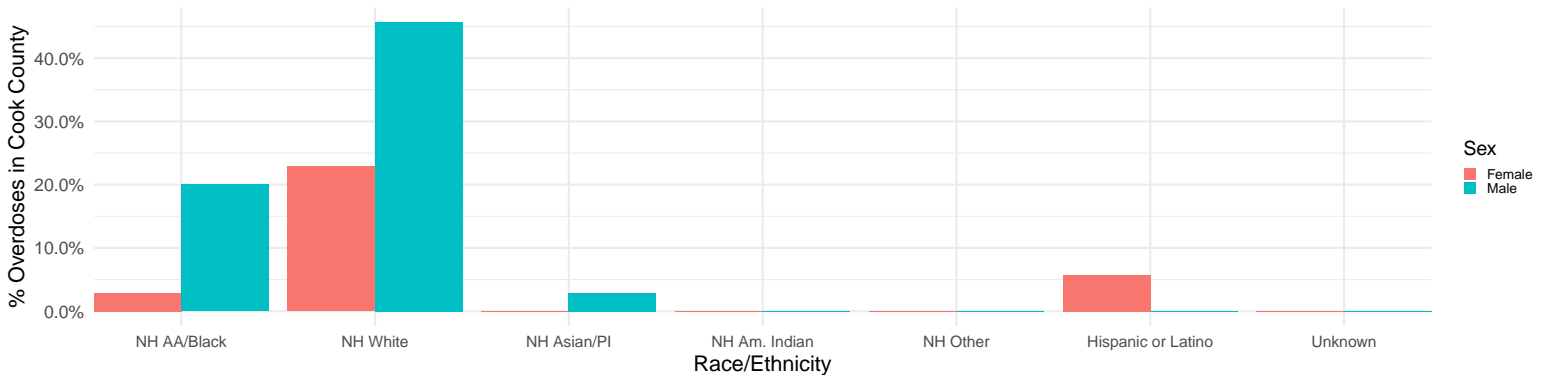


Fig 4. Monthly Overdose Demographics – Previous 12 Months

