



CCDPH Monthly Opioid Report

February 2020

This document is the CCDPH Opioid Report for the month of February 2020. This report provides information on opioid overdoses occurring in Suburban Cook County and excludes those occurring in Chicago. CCDPH is the public health department for Cook County excluding Chicago, Evanston, Skokie, Oak Park, and Stickney Township. These reports are created using data from the Office of the Cook County Medical Examiner accessed via API. The data, particularly for recent months may be subject to change as cases can take up to 90 days to close. This report was generated on 03/24/2021.

Table 1: Opioid-Related Overdose Deaths - February 2020

	January 2020	February 2020
Drug Type		
All Opioid	35 (100%)	33 (100%)
Heroin-Involved	19 (54.3%)	10 (30.3%)
Fentanyl-Involved	27 (77.1%)	25 (75.8%)
Opioid Pain Reliever-Involved	4 (11.4%)	1 (3%)
Methadone-Involved	2 (5.7%)	2 (6.1%)
Sex		
Male	24 (68.6%)	24 (72.7%)
Female	11 (31.4%)	9 (27.3%)
Race/Ethnicity		
NH AA/Black	8 (22.9%)	11 (33.3%)
NH White	24 (68.6%)	17 (51.5%)
NH Asian/PI	1 (2.9%)	0 (0%)
NH Am. Ind	0 (0%)	0 (0%)
NH Other	0 (0%)	1 (3%)
Hispanic or Latino	2 (5.7%)	4 (12.1%)
Unknown	0 (0%)	0 (0%)
Age		
15-24	0 (0%)	2 (6.1%)
25-34	9 (25.7%)	7 (21.2%)
35-44	10 (28.6%)	11 (33.3%)
45-54	10 (28.6%)	6 (18.2%)
55-64	6 (17.1%)	7 (21.2%)
65-74	0 (0%)	0 (0%)

Note:

Drug categories may not be mutually exclusive.

Table 2: CCDPH Overdose Location - February 2020

(a) CCDPH District

CCDPH District	n (%)
North	9 (27.3%)
South	8 (24.2%)
Southwest	2 (6.1%)
West	13 (39.4%)

(b) Top 5 Suburban Cook County Municipalities

CCDPH Municipality	n (%)
Maywood	3 (9.1%)
Bellwood	2 (6.1%)
Chicago Heights	2 (6.1%)
Mount Prospect	2 (6.1%)
Oak Park	2 (6.1%)

Fig 1. Monthly Overdoses by Type – Previous 12 Months

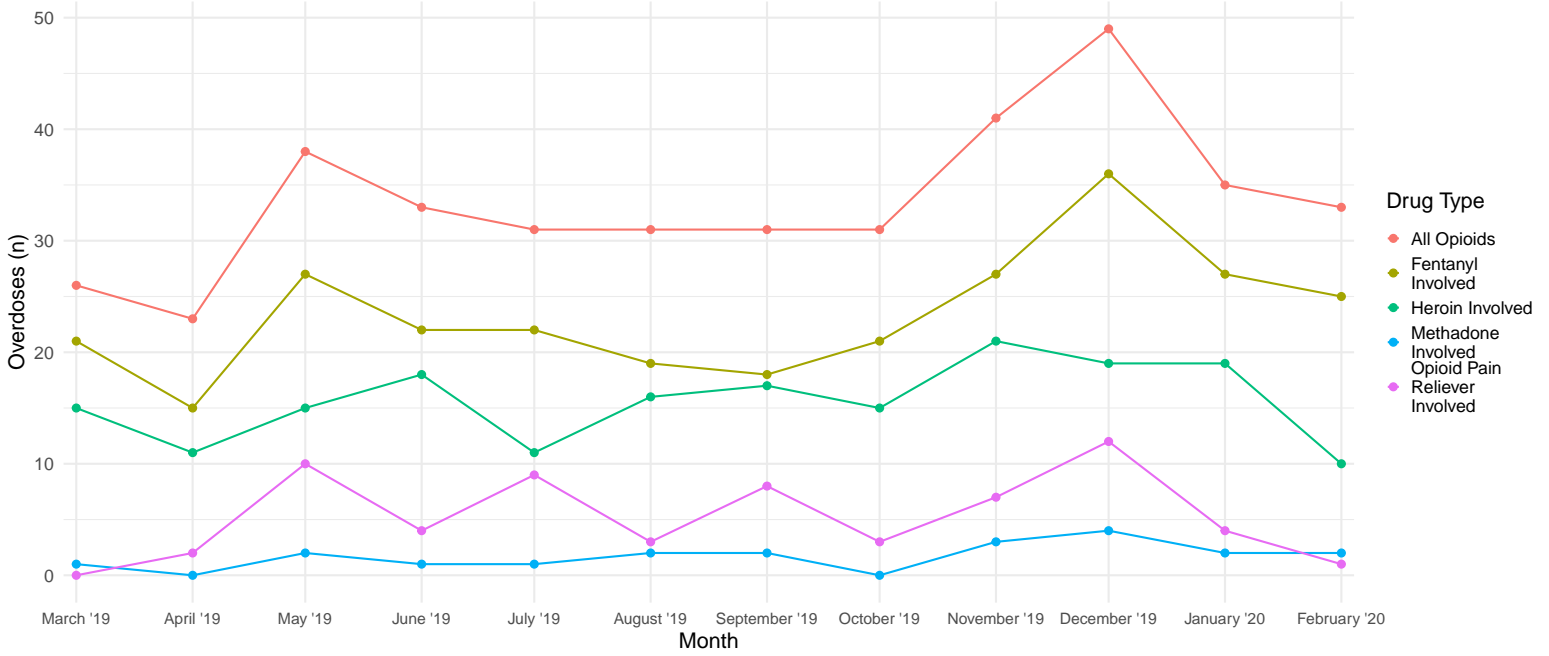


Fig 2. Monthly Overdose Comparison – Previous 12 Months

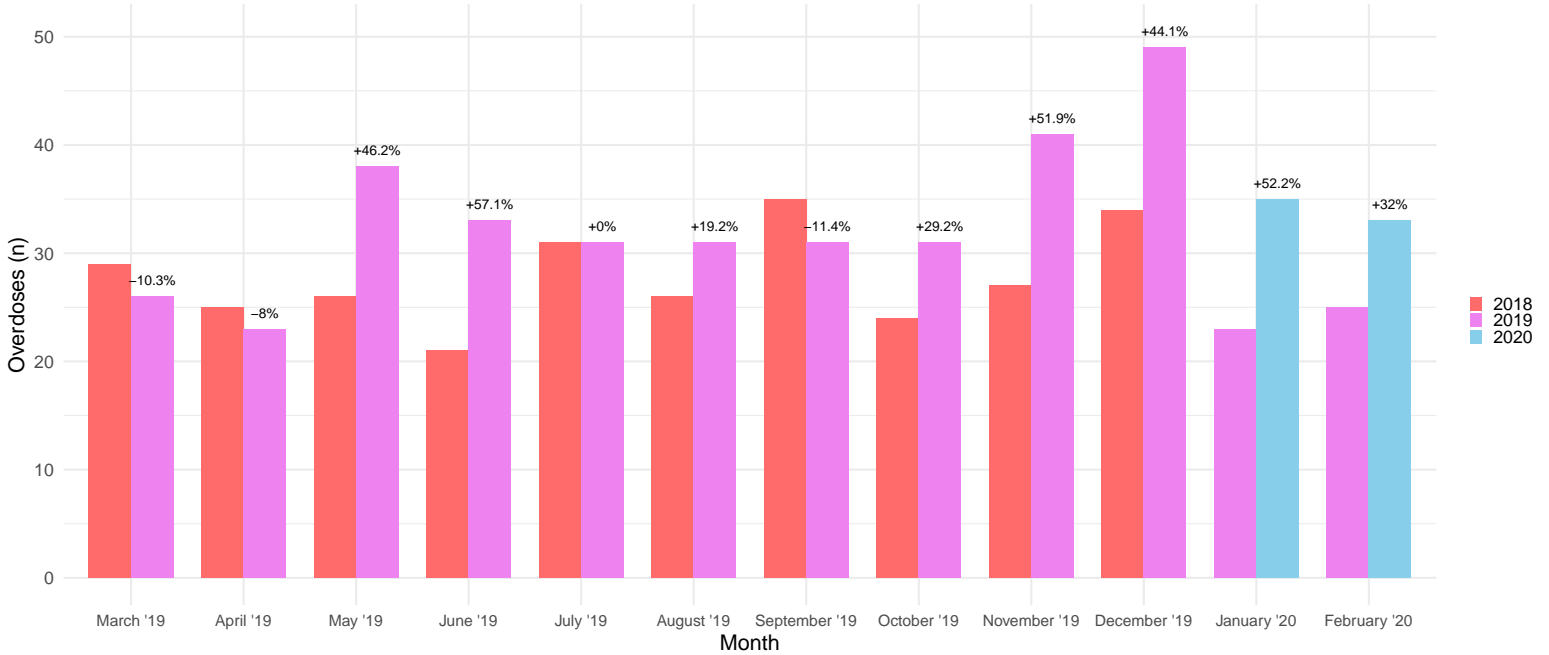


Fig 3. Overdose Demographics – February 2020

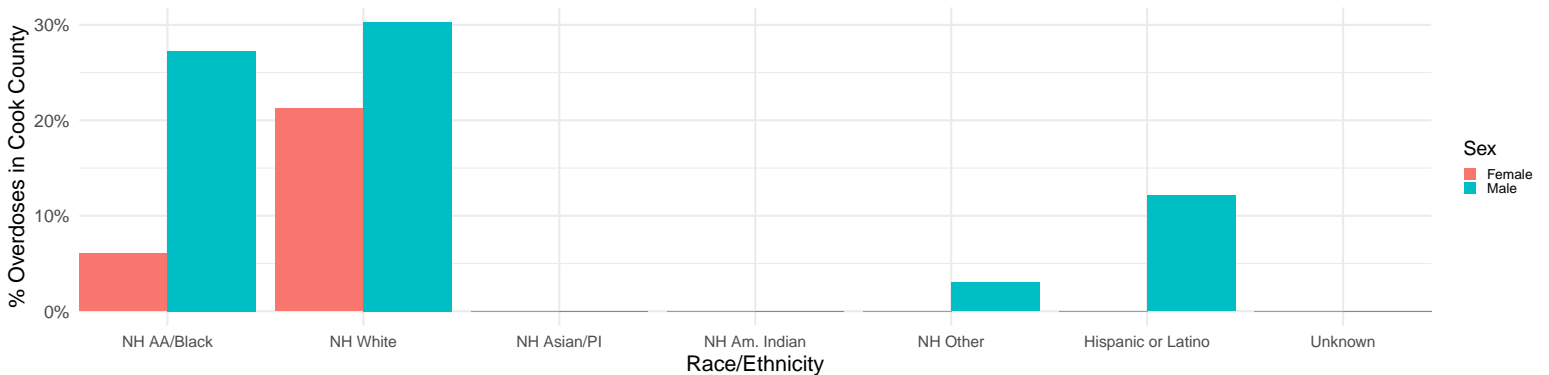


Fig 4. Monthly Overdose Demographics – Previous 12 Months

