



## CCDPH Monthly Opioid Report

March 2020

This document is the CCDPH Opioid Report for the month of March 2020. This report provides information on opioid overdoses occurring in Suburban Cook County and excludes those occurring in Chicago. CCDPH is the public health department for Cook County excluding Chicago, Evanston, Skokie, Oak Park, and Stickney Township. These reports are created using data from the Office of the Cook County Medical Examiner accessed via API. The data, particularly for recent months may be subject to change as cases can take up to 90 days to close. This report was generated on 03/24/2021.

Table 1: Opioid-Related Overdose Deaths - March 2020

	February 2020	March 2020
<b>Drug Type</b>		
All Opioid	33 (100%)	43 (100%)
Heroin-Involved	10 (30.3%)	22 (51.2%)
Fentanyl-Involved	25 (75.8%)	33 (76.7%)
Opioid Pain Reliever-Involved	1 (3%)	7 (16.3%)
Methadone-Involved	2 (6.1%)	2 (4.7%)
<b>Sex</b>		
Male	24 (72.7%)	30 (69.8%)
Female	9 (27.3%)	13 (30.2%)
<b>Race/Ethnicity</b>		
NH AA/Black	11 (33.3%)	11 (25.6%)
NH White	17 (51.5%)	28 (65.1%)
NH Asian/PI	0 (0%)	0 (0%)
NH Am. Ind	0 (0%)	0 (0%)
NH Other	1 (3%)	0 (0%)
Hispanic or Latino	4 (12.1%)	4 (9.3%)
Unknown	0 (0%)	0 (0%)
<b>Age</b>		
15-24	2 (6.1%)	5 (11.6%)
25-34	7 (21.2%)	11 (25.6%)
35-44	11 (33.3%)	12 (27.9%)
45-54	6 (18.2%)	7 (16.3%)
55-64	7 (21.2%)	7 (16.3%)
65-74	0 (0%)	1 (2.3%)

Note:

Drug categories may not be mutually exclusive.

Table 2: CCDPH Overdose Location - March 2020

(a) CCDPH District

CCDPH District	n (%)
North	13 (30.2%)
South	11 (25.6%)
Southwest	8 (18.6%)
West	10 (23.3%)

(b) Top 5 Suburban Cook County Municipalities

CCDPH Municipality	n (%)
Harvey	3 (7%)
Justice	3 (7%)
Elmwood Park	2 (4.7%)
Oak Lawn	2 (4.7%)
Roselle	2 (4.7%)

Fig 1. Monthly Overdoses by Type – Previous 12 Months

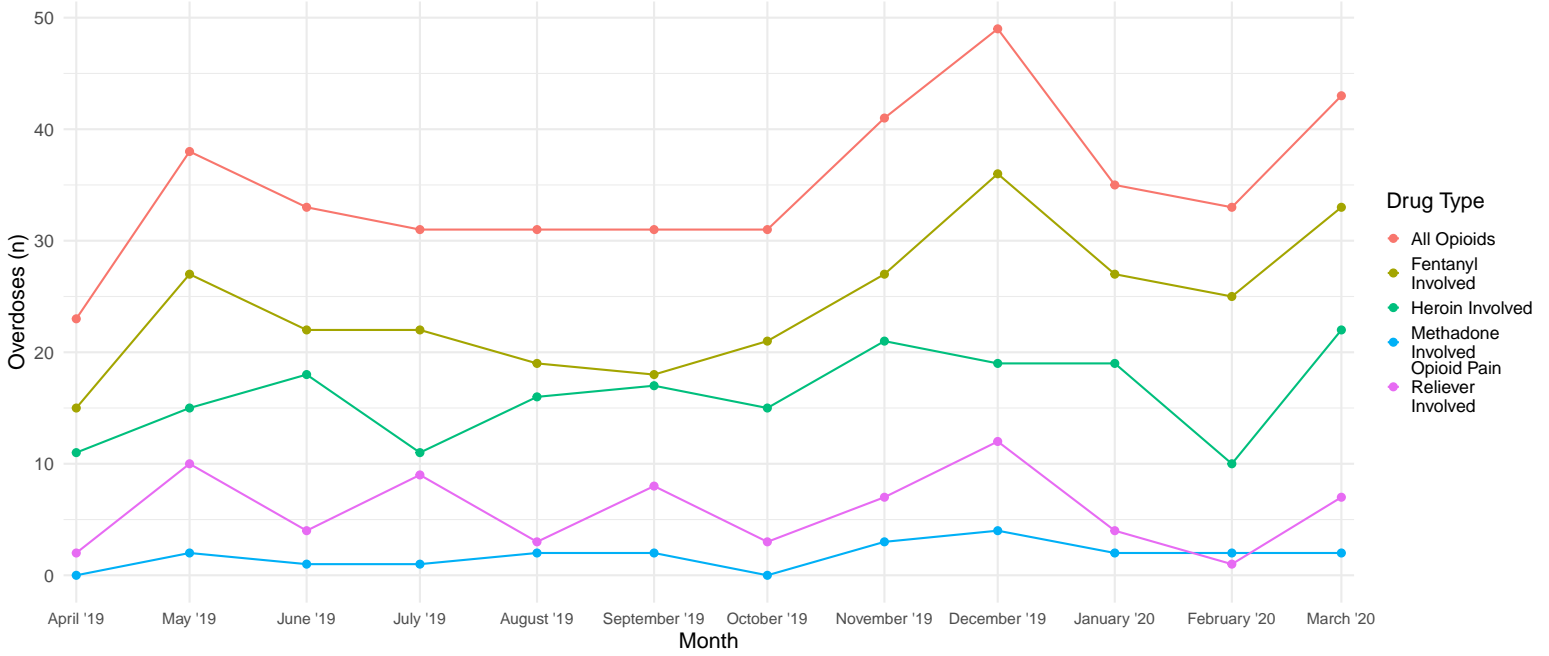


Fig 2. Monthly Overdose Comparison – Previous 12 Months

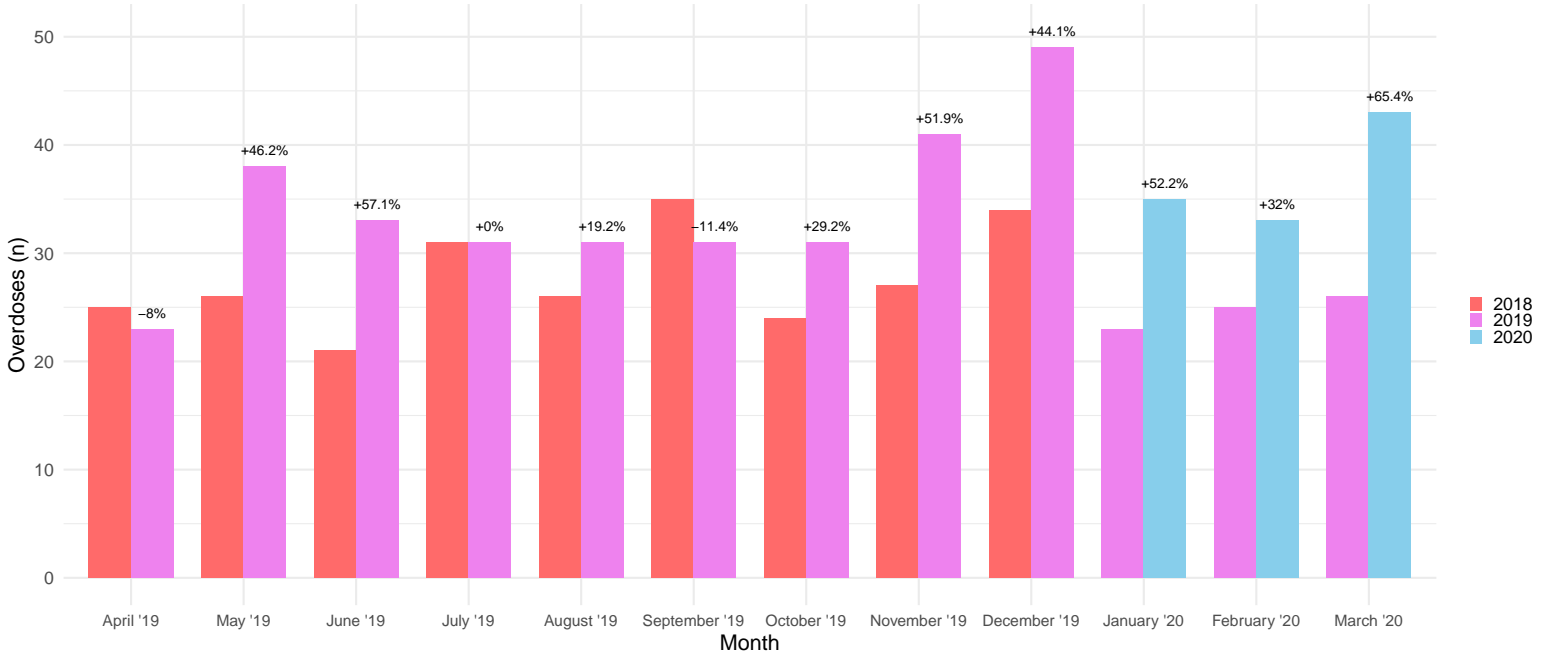


Fig 3. Overdose Demographics – March 2020

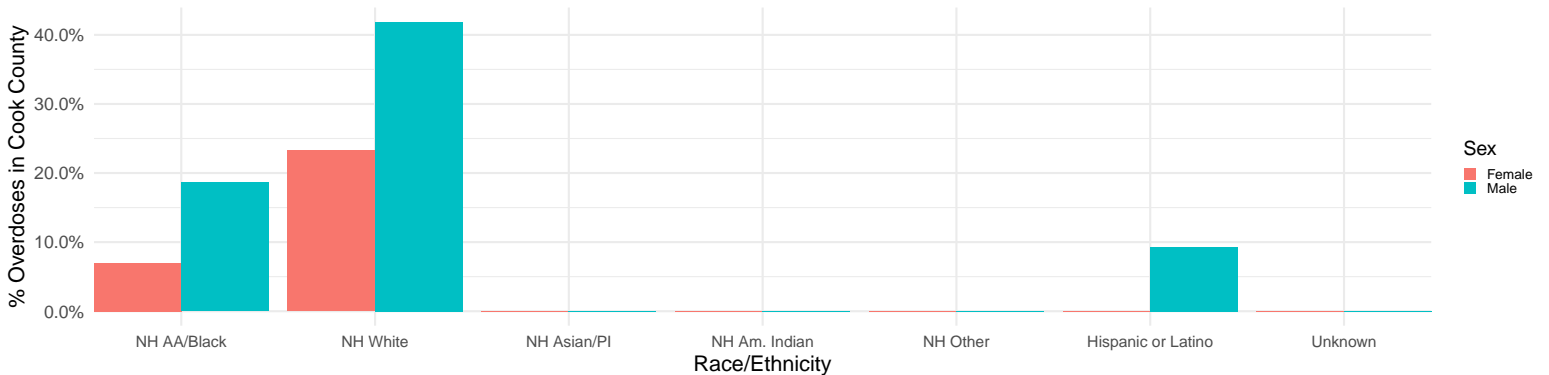


Fig 4. Monthly Overdose Demographics – Previous 12 Months

