



## CCDPH Monthly Opioid Report

April 2020

This document is the CCDPH Opioid Report for the month of April 2020. This report provides information on opioid overdoses occurring in Suburban Cook County and excludes those occurring in Chicago. CCDPH is the public health department for Cook County excluding Chicago, Evanston, Skokie, Oak Park, and Stickney Township. These reports are created using data from the Office of the Cook County Medical Examiner accessed via API. The data, particularly for recent months may be subject to change as cases can take up to 90 days to close. This report was generated on 03/24/2021.

Table 1: Opioid-Related Overdose Deaths - April 2020

	March 2020	April 2020
<b>Drug Type</b>		
All Opioid	43 (100%)	55 (100%)
Heroin-Involved	22 (51.2%)	22 (40%)
Fentanyl-Involved	33 (76.7%)	43 (78.2%)
Opioid Pain Reliever-Involved	7 (16.3%)	4 (7.3%)
Methadone-Involved	2 (4.7%)	5 (9.1%)
<b>Sex</b>		
Male	30 (69.8%)	42 (76.4%)
Female	13 (30.2%)	13 (23.6%)
<b>Race/Ethnicity</b>		
NH AA/Black	11 (25.6%)	9 (16.4%)
NH White	28 (65.1%)	32 (58.2%)
NH Asian/PI	0 (0%)	0 (0%)
NH Am. Ind	0 (0%)	0 (0%)
NH Other	0 (0%)	0 (0%)
Hispanic or Latino	4 (9.3%)	14 (25.5%)
Unknown	0 (0%)	0 (0%)
<b>Age</b>		
15-24	5 (11.6%)	3 (5.5%)
25-34	11 (25.6%)	25 (45.5%)
35-44	12 (27.9%)	16 (29.1%)
45-54	7 (16.3%)	8 (14.5%)
55-64	7 (16.3%)	1 (1.8%)
65-74	1 (2.3%)	2 (3.6%)

*Note:*

Drug categories may not be mutually exclusive.

Table 2: CCDPH Overdose Location - April 2020

(a) CCDPH District

CCDPH District	n (%)
North	12 (21.8%)
South	11 (20%)
Southwest	12 (21.8%)
West	20 (36.4%)

(b) Top 5 Suburban Cook County Municipalities

CCDPH Municipality	n (%)
Cicero	5 (9.1%)
Oak Lawn	5 (9.1%)
Mount Prospect	3 (5.5%)
Bridgeview	2 (3.6%)
Burbank	2 (3.6%)

Fig 1. Monthly Overdoses by Type – Previous 12 Months

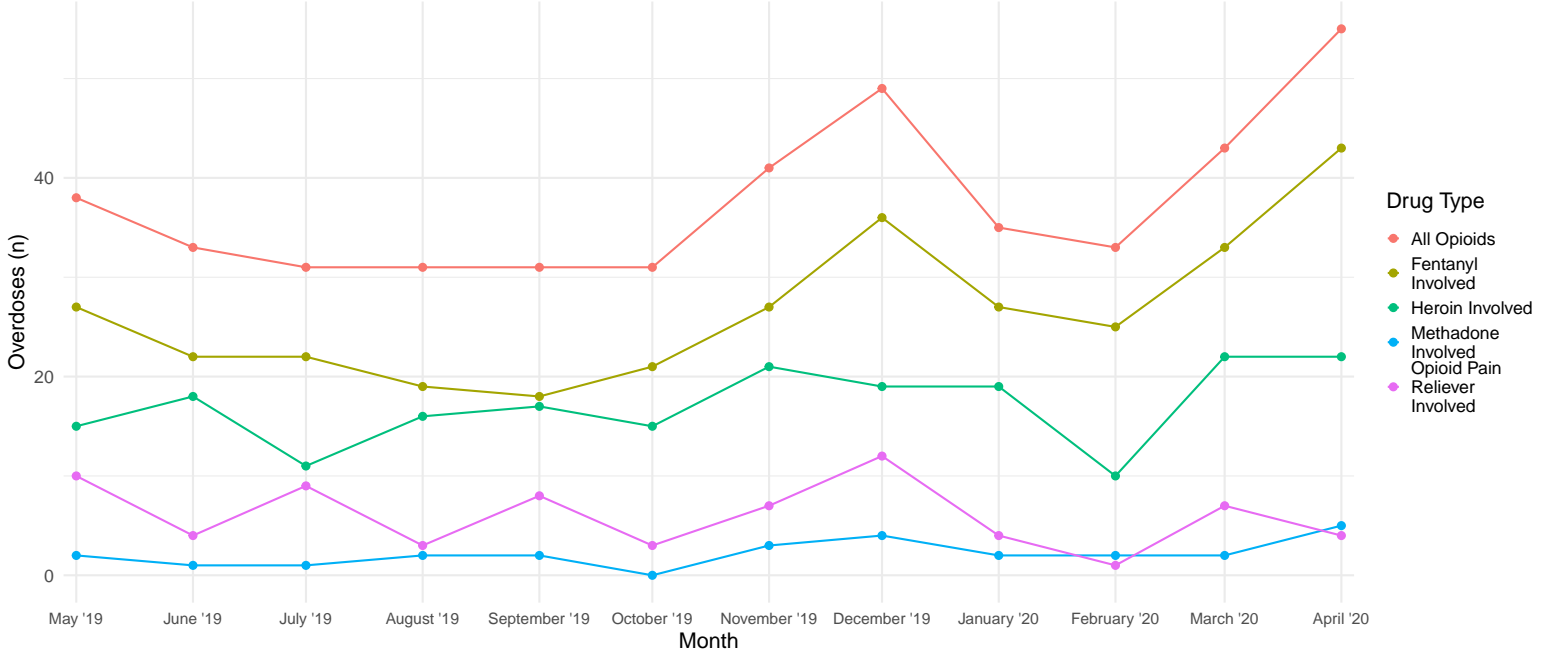


Fig 2. Monthly Overdose Comparison – Previous 12 Months

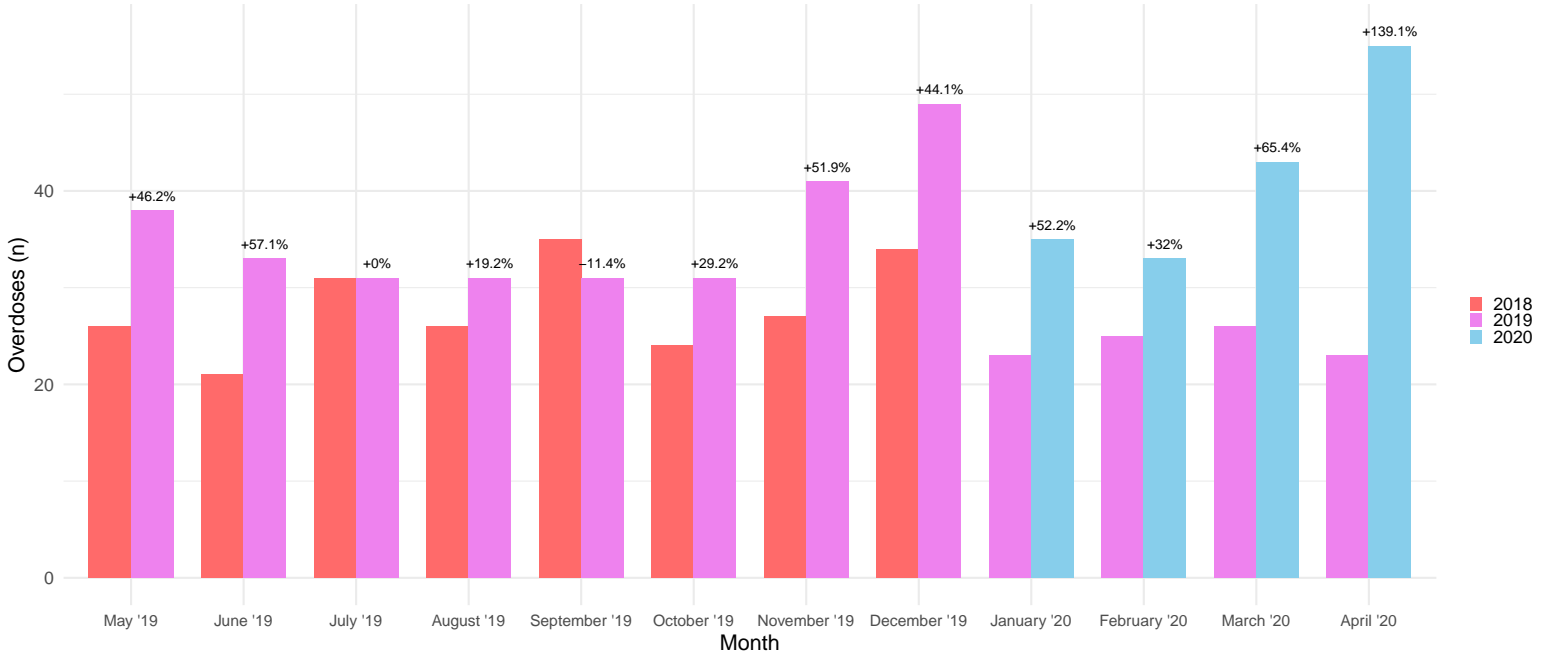


Fig 3. Overdose Demographics – April 2020

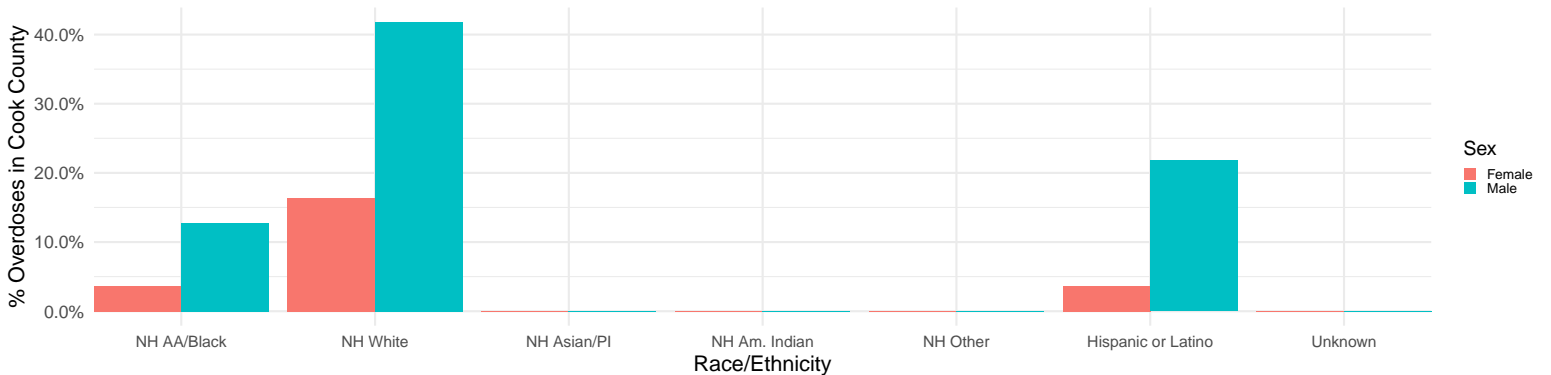


Fig 4. Monthly Overdose Demographics – Previous 12 Months

