



## CCDPH Monthly Opioid Report

May 2020

This document is the CCDPH Opioid Report for the month of May 2020. This report provides information on opioid overdoses occurring in Suburban Cook County and excludes those occurring in Chicago. CCDPH is the public health department for Cook County excluding Chicago, Evanston, Skokie, Oak Park, and Stickney Township. These reports are created using data from the Office of the Cook County Medical Examiner accessed via API. The data, particularly for recent months may be subject to change as cases can take up to 90 days to close. This report was generated on 03/24/2021.

Table 1: Opioid-Related Overdose Deaths - May 2020

	April 2020	May 2020
<b>Drug Type</b>		
All Opioid	55 (100%)	58 (100%)
Heroin-Involved	22 (40%)	29 (50%)
Fentanyl-Involved	43 (78.2%)	43 (74.1%)
Opioid Pain Reliever-Involved	4 (7.3%)	9 (15.5%)
Methadone-Involved	5 (9.1%)	8 (13.8%)
<b>Sex</b>		
Male	42 (76.4%)	46 (79.3%)
Female	13 (23.6%)	12 (20.7%)
<b>Race/Ethnicity</b>		
NH AA/Black	9 (16.4%)	17 (29.3%)
NH White	32 (58.2%)	34 (58.6%)
NH Asian/PI	0 (0%)	1 (1.7%)
NH Am. Ind	0 (0%)	0 (0%)
NH Other	0 (0%)	1 (1.7%)
Hispanic or Latino	14 (25.5%)	4 (6.9%)
Unknown	0 (0%)	1 (1.7%)
<b>Age</b>		
15-24	3 (5.5%)	4 (6.9%)
25-34	25 (45.5%)	10 (17.2%)
35-44	16 (29.1%)	16 (27.6%)
45-54	8 (14.5%)	16 (27.6%)
55-64	1 (1.8%)	8 (13.8%)
65-74	2 (3.6%)	3 (5.2%)

*Note:*

Drug categories may not be mutually exclusive.

Table 2: CCDPH Overdose Location - May 2020

(a) CCDPH District

CCDPH District	n (%)
North	16 (27.6%)
South	10 (17.2%)
Southwest	10 (17.2%)
West	21 (36.2%)

(b) Top 5 Suburban Cook County Municipalities

CCDPH Municipality	n (%)
Cicero	4 (6.9%)
Oak Lawn	4 (6.9%)
Forest Park	3 (5.2%)
Melrose Park	3 (5.2%)
Palatine	3 (5.2%)

Fig 1. Monthly Overdoses by Type – Previous 12 Months

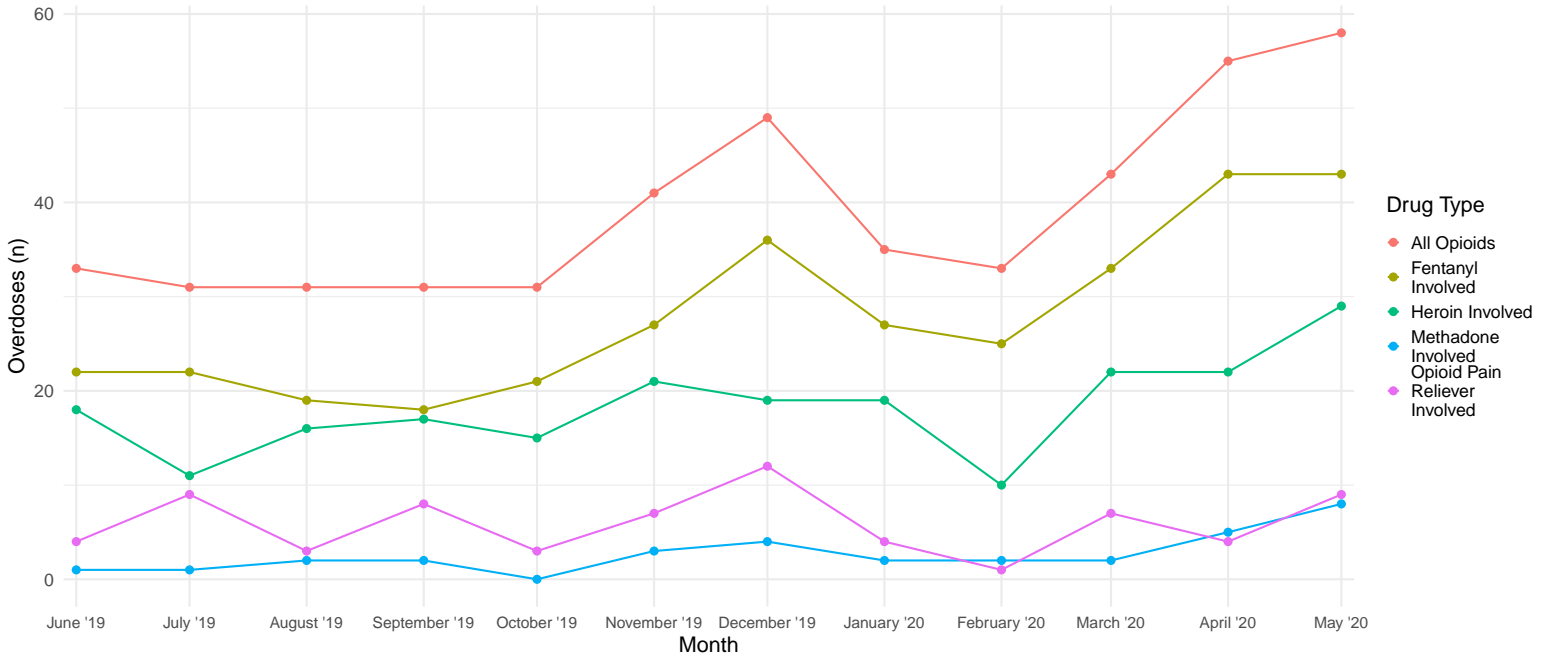


Fig 2. Monthly Overdose Comparison – Previous 12 Months

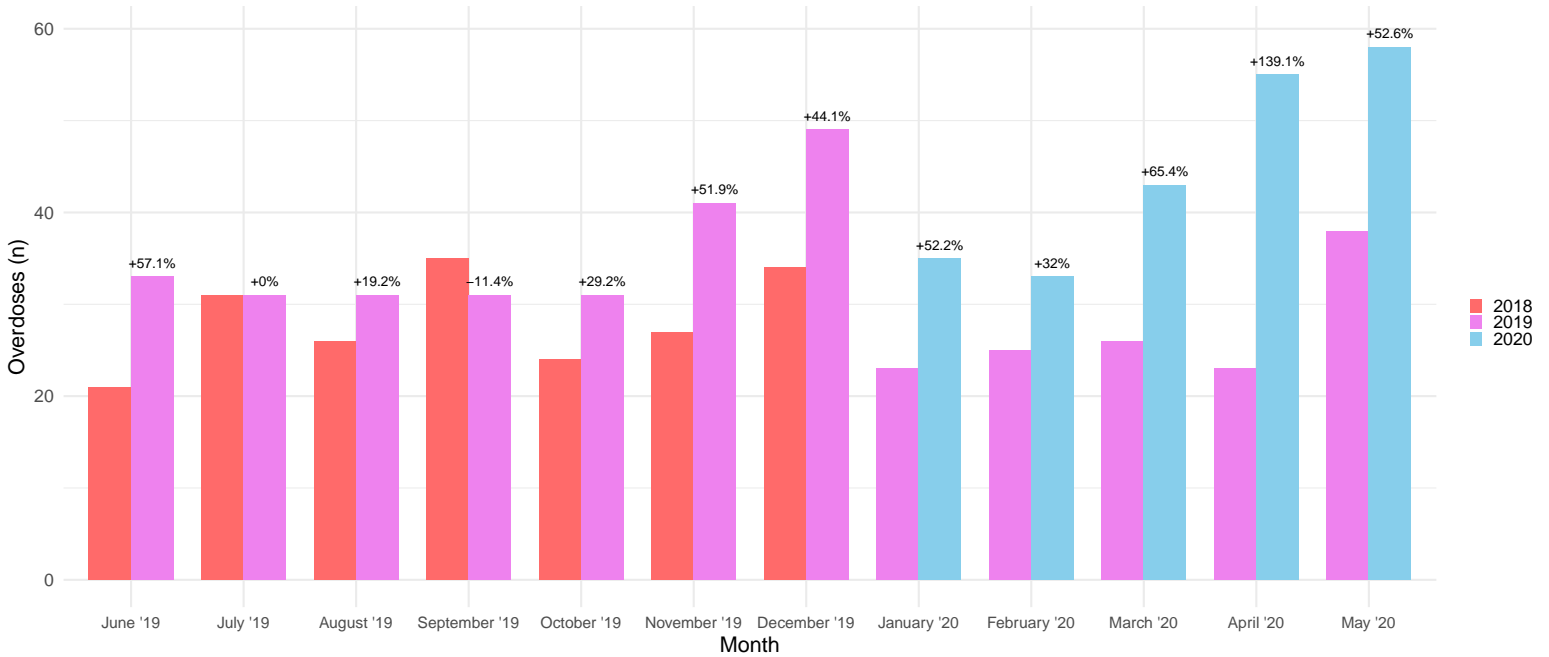


Fig 3. Overdose Demographics – May 2020

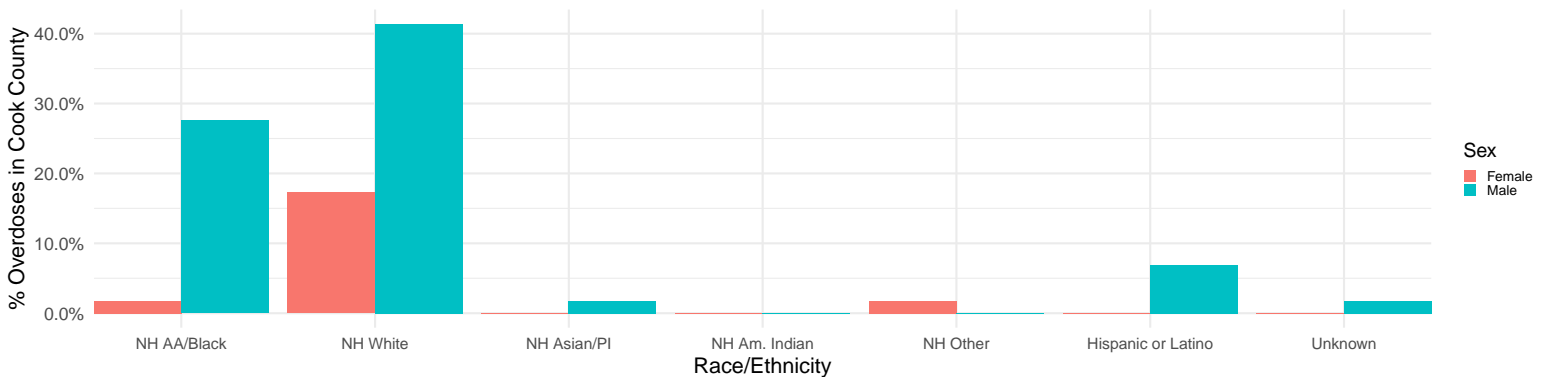


Fig 4. Monthly Overdose Demographics – Previous 12 Months

