



## CCDPH Monthly Opioid Report

June 2020

This document is the CCDPH Opioid Report for the month of June 2020. This report provides information on opioid overdoses occurring in Suburban Cook County and excludes those occurring in Chicago. CCDPH is the public health department for Cook County excluding Chicago, Evanston, Skokie, Oak Park, and Stickney Township. These reports are created using data from the Office of the Cook County Medical Examiner accessed via API. The data, particularly for recent months may be subject to change as cases can take up to 90 days to close. This report was generated on 03/24/2021.

Table 1: Opioid-Related Overdose Deaths - June 2020

	May 2020	June 2020
<b>Drug Type</b>		
All Opioid	58 (100%)	36 (100%)
Heroin-Involved	29 (50%)	12 (33.3%)
Fentanyl-Involved	43 (74.1%)	31 (86.1%)
Opioid Pain Reliever-Involved	9 (15.5%)	7 (19.4%)
Methadone-Involved	8 (13.8%)	4 (11.1%)
<b>Sex</b>		
Male	46 (79.3%)	23 (63.9%)
Female	12 (20.7%)	13 (36.1%)
<b>Race/Ethnicity</b>		
NH AA/Black	17 (29.3%)	9 (25%)
NH White	34 (58.6%)	23 (63.9%)
NH Asian/PI	1 (1.7%)	0 (0%)
NH Am. Ind	0 (0%)	0 (0%)
NH Other	1 (1.7%)	0 (0%)
Hispanic or Latino	4 (6.9%)	4 (11.1%)
Unknown	1 (1.7%)	0 (0%)
<b>Age</b>		
15-24	4 (6.9%)	4 (11.1%)
25-34	10 (17.2%)	12 (33.3%)
35-44	16 (27.6%)	11 (30.6%)
45-54	16 (27.6%)	5 (13.9%)
55-64	8 (13.8%)	3 (8.3%)
65-74	3 (5.2%)	1 (2.8%)

*Note:*

Drug categories may not be mutually exclusive.

Table 2: CCDPH Overdose Location - June 2020

(a) CCDPH District

CCDPH District	n (%)
North	9 (25%)
South	7 (19.4%)
Southwest	7 (19.4%)
West	13 (36.1%)

(b) Top 5 Suburban Cook County Municipalities

CCDPH Municipality	n (%)
Alsip	2 (5.6%)
Berwyn	2 (5.6%)
Chicago Heights	2 (5.6%)
Maywood	2 (5.6%)
Midlothian	2 (5.6%)

Fig 1. Monthly Overdoses by Type – Previous 12 Months

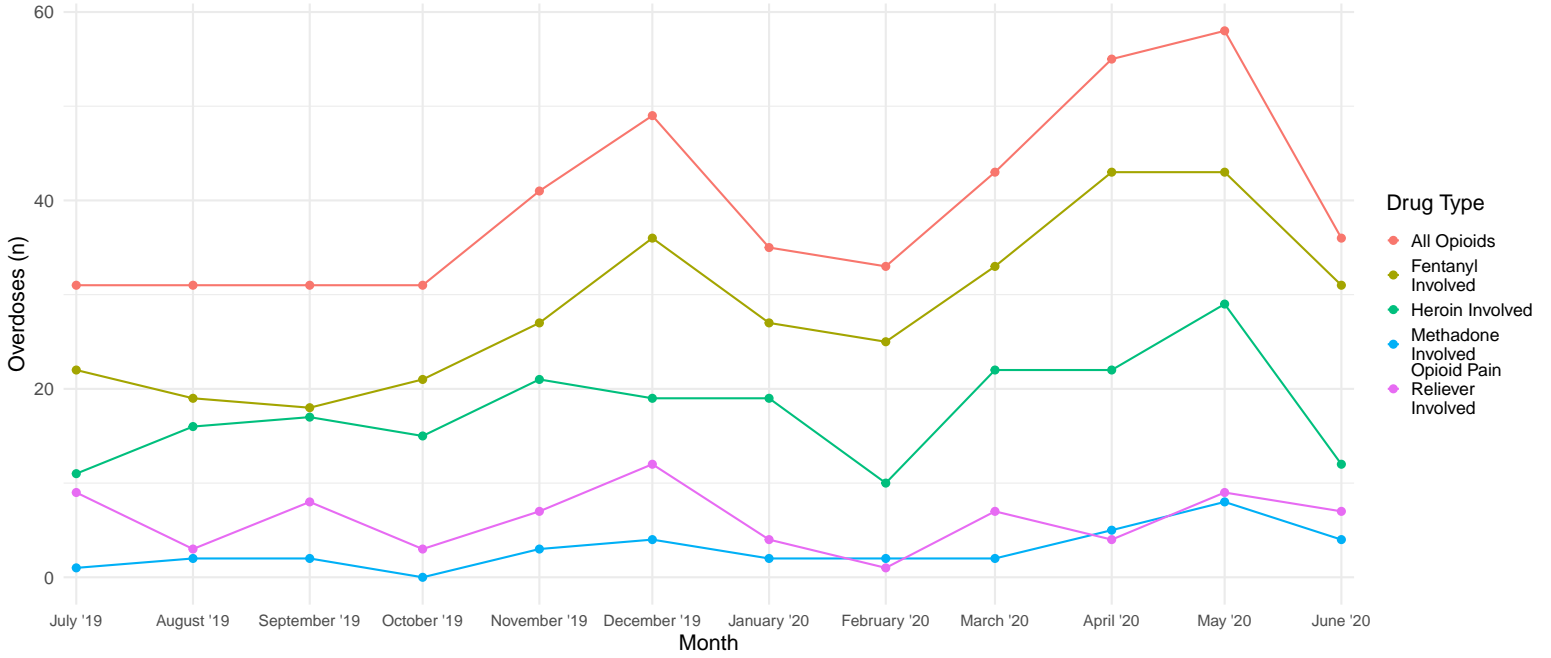


Fig 2. Monthly Overdose Comparison – Previous 12 Months

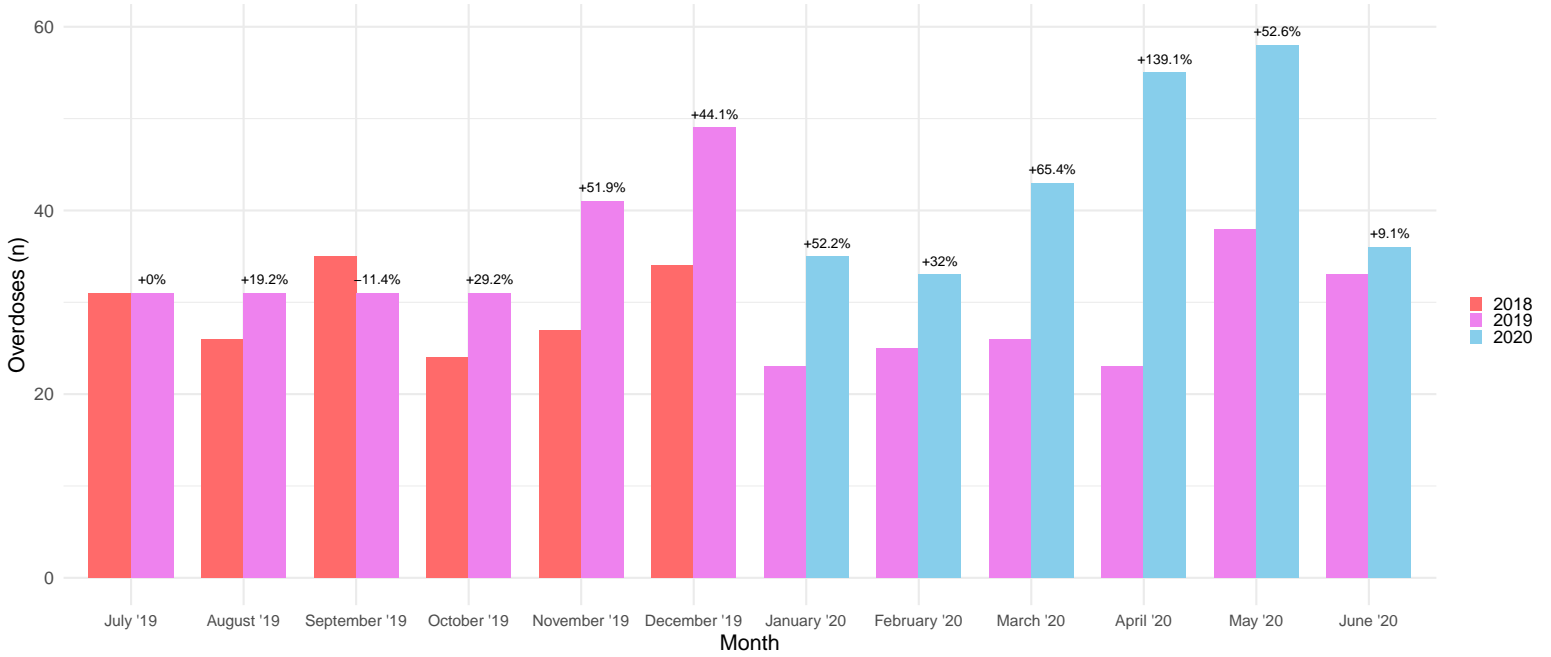


Fig 3. Overdose Demographics – June 2020

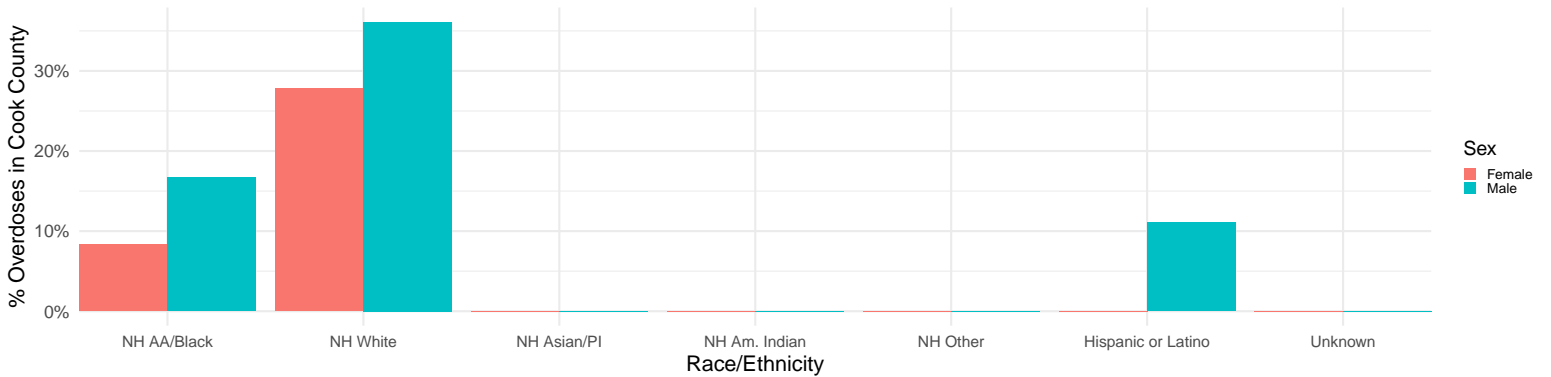


Fig 4. Monthly Overdose Demographics – Previous 12 Months

