



CCDPH Monthly Opioid Report

July 2020

This document is the CCDPH Opioid Report for the month of July 2020. This report provides information on opioid overdoses occurring in Suburban Cook County and excludes those occurring in Chicago. CCDPH is the public health department for Cook County excluding Chicago, Evanston, Skokie, Oak Park, and Stickney Township. These reports are created using data from the Office of the Cook County Medical Examiner accessed via API. The data, particularly for recent months may be subject to change as cases can take up to 90 days to close. This report was generated on 03/24/2021.

Table 1: Opioid-Related Overdose Deaths - July 2020

	June 2020	July 2020
Drug Type		
All Opioid	36 (100%)	48 (100%)
Heroin-Involved	12 (33.3%)	14 (29.2%)
Fentanyl-Involved	31 (86.1%)	44 (91.7%)
Opioid Pain Reliever-Involved	7 (19.4%)	11 (22.9%)
Methadone-Involved	4 (11.1%)	4 (8.3%)
Sex		
Male	23 (63.9%)	37 (77.1%)
Female	13 (36.1%)	11 (22.9%)
Race/Ethnicity		
NH AA/Black	9 (25%)	11 (22.9%)
NH White	23 (63.9%)	30 (62.5%)
NH Asian/PI	0 (0%)	1 (2.1%)
NH Am. Ind	0 (0%)	0 (0%)
NH Other	0 (0%)	0 (0%)
Hispanic or Latino	4 (11.1%)	6 (12.5%)
Unknown	0 (0%)	0 (0%)
Age		
15-24	4 (11.1%)	3 (6.2%)
25-34	12 (33.3%)	9 (18.8%)
35-44	11 (30.6%)	16 (33.3%)
45-54	5 (13.9%)	11 (22.9%)
55-64	3 (8.3%)	8 (16.7%)
65-74	1 (2.8%)	1 (2.1%)

Note:

Drug categories may not be mutually exclusive.

Table 2: CCDPH Overdose Location - July 2020

(a) CCDPH District

CCDPH District	n (%)
North	14 (29.2%)
South	9 (18.8%)
Southwest	9 (18.8%)
West	16 (33.3%)

(b) Top 5 Suburban Cook County Municipalities

CCDPH Municipality	n (%)
Harvey	3 (6.2%)
Cicero	2 (4.2%)
Elk Grove Village	2 (4.2%)
Evanston	2 (4.2%)
Forest Park	2 (4.2%)

Fig 1. Monthly Overdoses by Type – Previous 12 Months

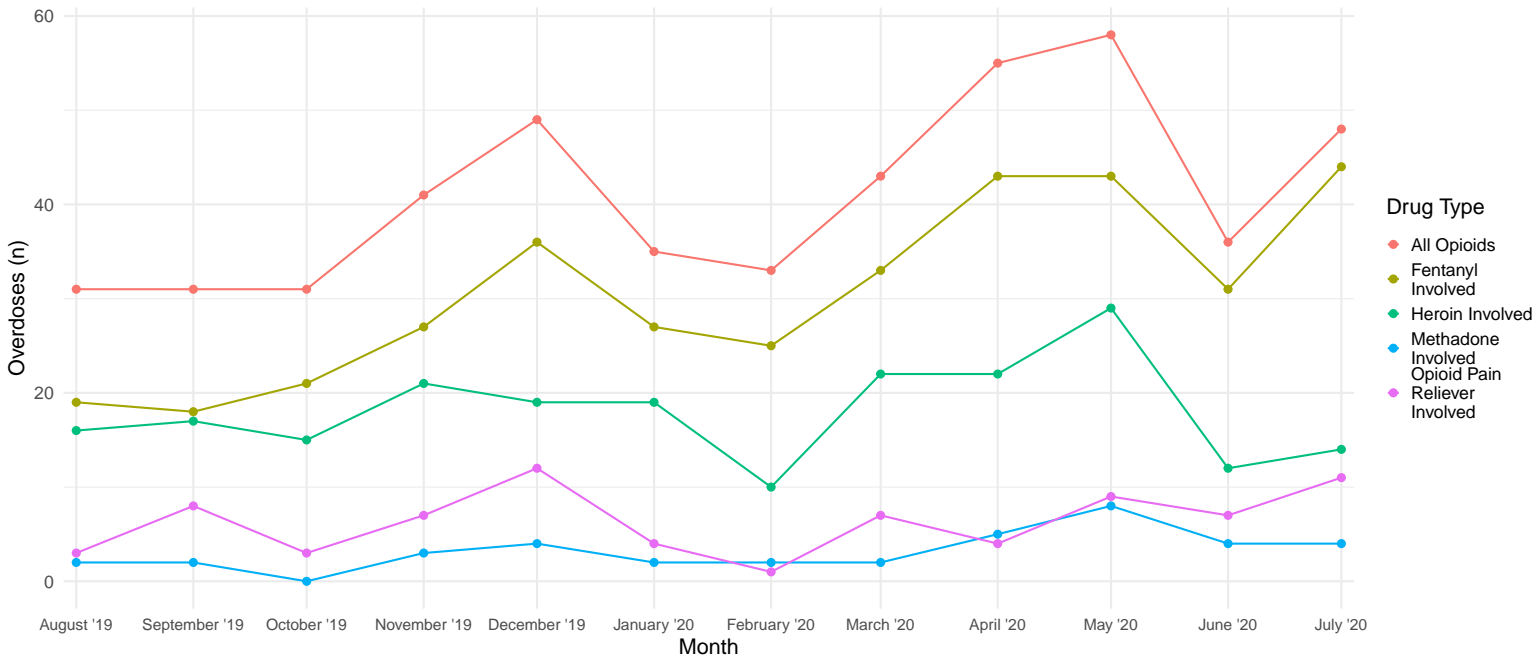


Fig 2. Monthly Overdose Comparison – Previous 12 Months

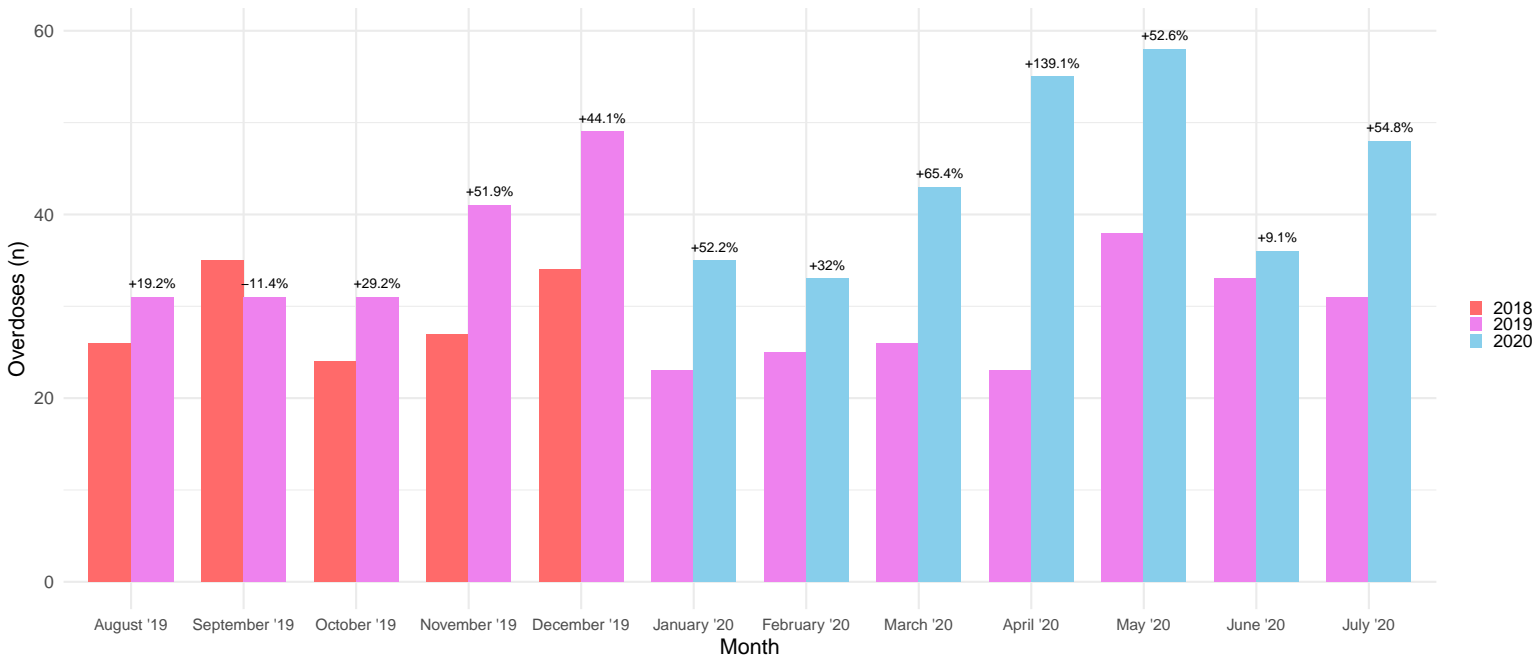


Fig 3. Overdose Demographics – July 2020

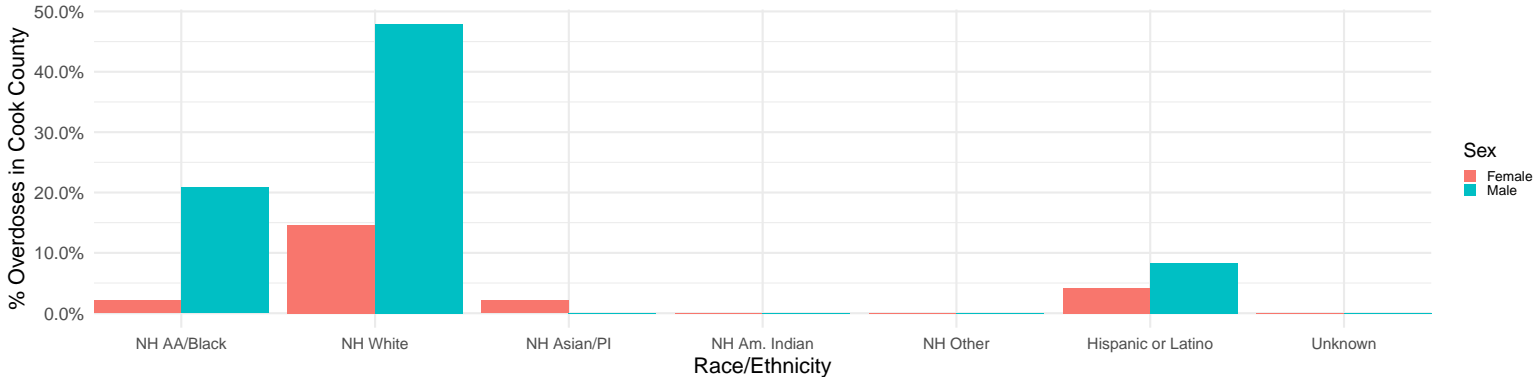


Fig 4. Monthly Overdose Demographics – Previous 12 Months

