



CCDPH Monthly Opioid Report

January 2021

This document is the CCDPH Opioid Report for the month of January 2021. This report provides information on opioid overdoses occurring in Suburban Cook County and excludes those occurring in Chicago. CCDPH is the public health department for Cook County excluding Chicago, Evanston, Skokie, Oak Park, and Stickney Township. These reports are created using data from the Office of the Cook County Medical Examiner accessed via API. The data, particularly for recent months may be subject to change as cases can take up to 90 days to close. This report was generated on 05/12/2021.

Table 1: Opioid-Related Overdose Deaths - January 2021

	December 2020	January 2021
Drug Type		
All Opioid	40 (100%)	31 (100%)
Heroin-Involved	10 (25%)	9 (29%)
Fentanyl-Involved	36 (90%)	26 (83.9%)
Opioid Pain Reliever-Involved	5 (12.5%)	7 (22.6%)
Methadone-Involved	2 (5%)	2 (6.5%)
Sex		
Male	26 (65%)	28 (90.3%)
Female	14 (35%)	3 (9.7%)
Race/Ethnicity		
NH AA/Black	13 (32.5%)	5 (16.1%)
NH White	24 (60%)	20 (64.5%)
NH Asian/PI	0 (0%)	0 (0%)
NH Am. Ind	0 (0%)	0 (0%)
NH Other	0 (0%)	0 (0%)
Hispanic or Latino	3 (7.5%)	6 (19.4%)
Unknown	0 (0%)	0 (0%)
Age		
15-24	5 (12.5%)	4 (12.9%)
25-34	11 (27.5%)	10 (32.3%)
35-44	8 (20%)	6 (19.4%)
45-54	7 (17.5%)	7 (22.6%)
55-64	6 (15%)	3 (9.7%)
65-74	3 (7.5%)	1 (3.2%)

Note:

Drug categories may not be mutually exclusive.

Table 2: CCDPH Overdose Location - January 2021

(a) CCDPH District

CCDPH District	n (%)
North	8 (25.8%)
South	4 (12.9%)
Southwest	7 (22.6%)
West	12 (38.7%)

(b) Top 5 Suburban Cook County Municipalities

CCDPH Municipality	n (%)
Arlington Heights	2 (6.5%)
Bridgeview	2 (6.5%)
Cicero	2 (6.5%)
Countryside	2 (6.5%)
Justice	2 (6.5%)

Fig 1. Monthly Overdoses by Type – Previous 12 Months

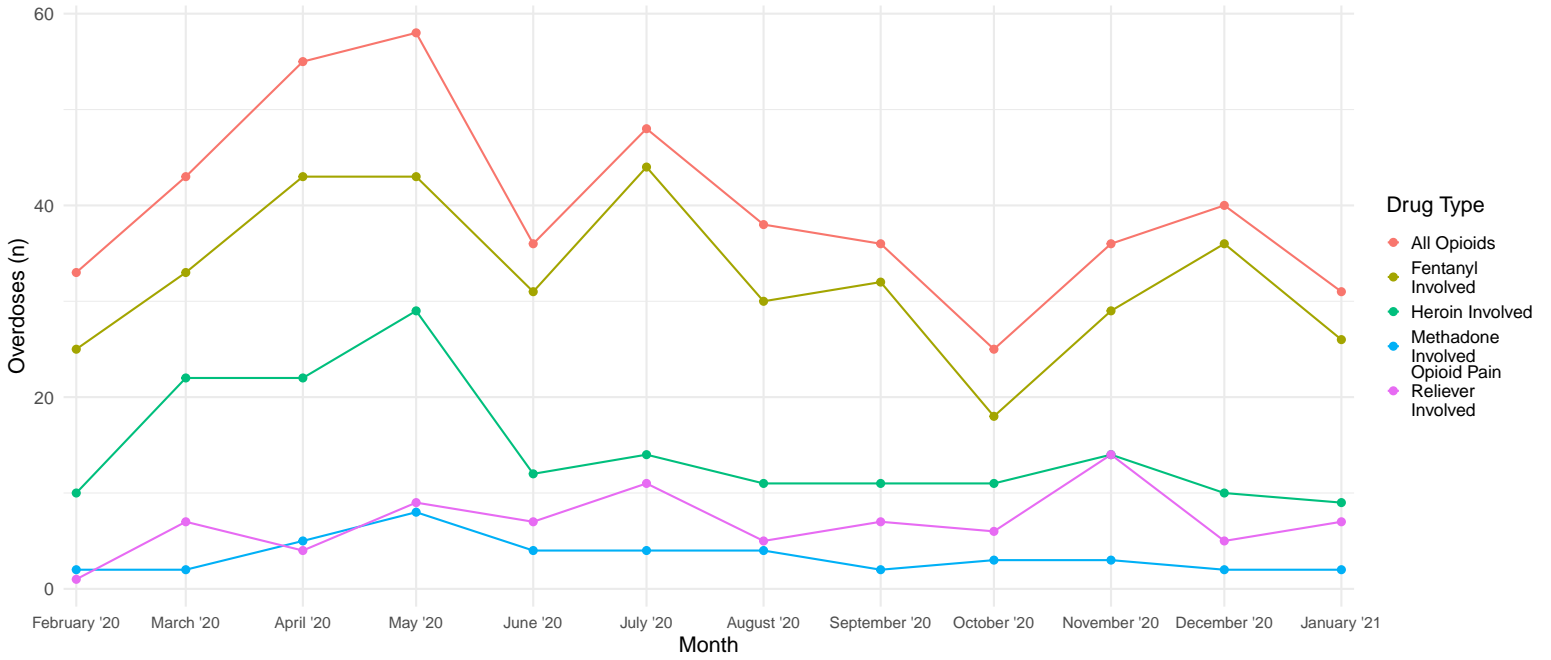


Fig 2. Monthly Overdose Comparison – Previous 12 Months

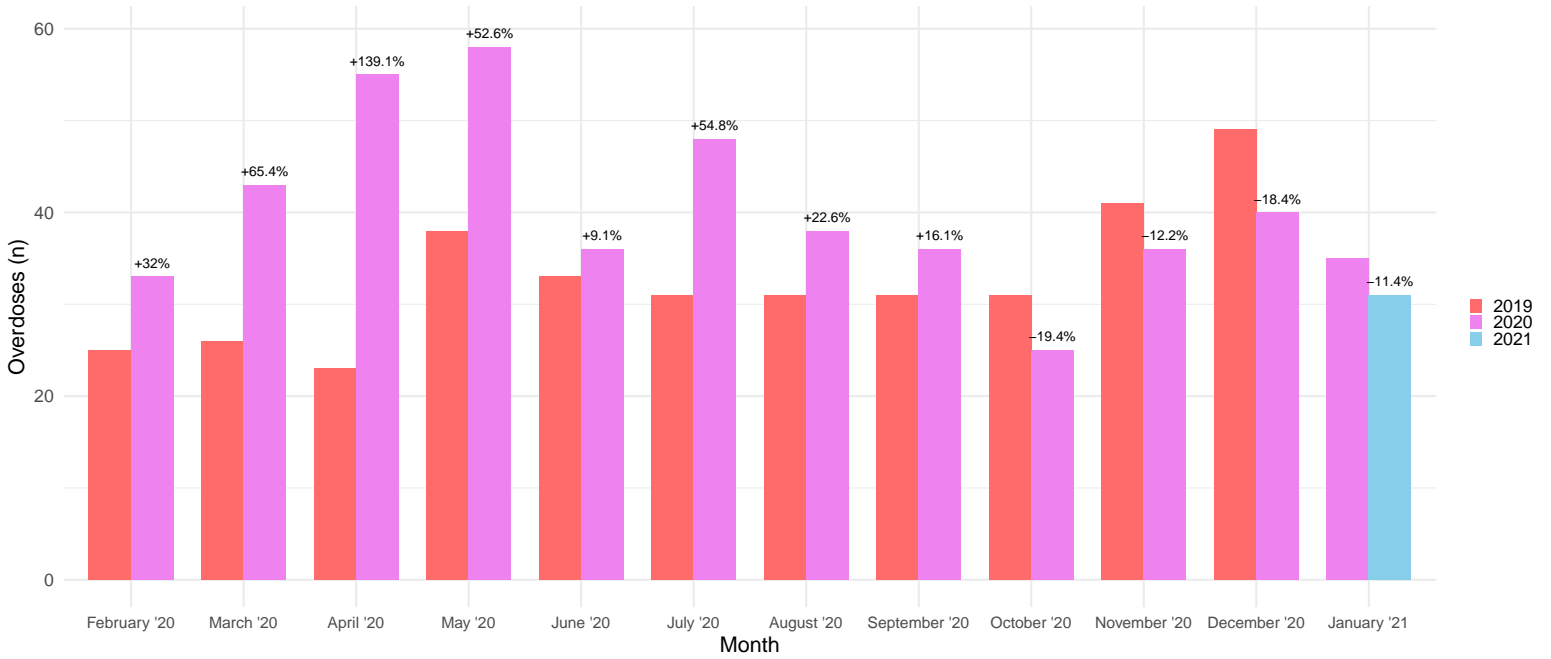


Fig 3. Overdose Demographics – January 2021

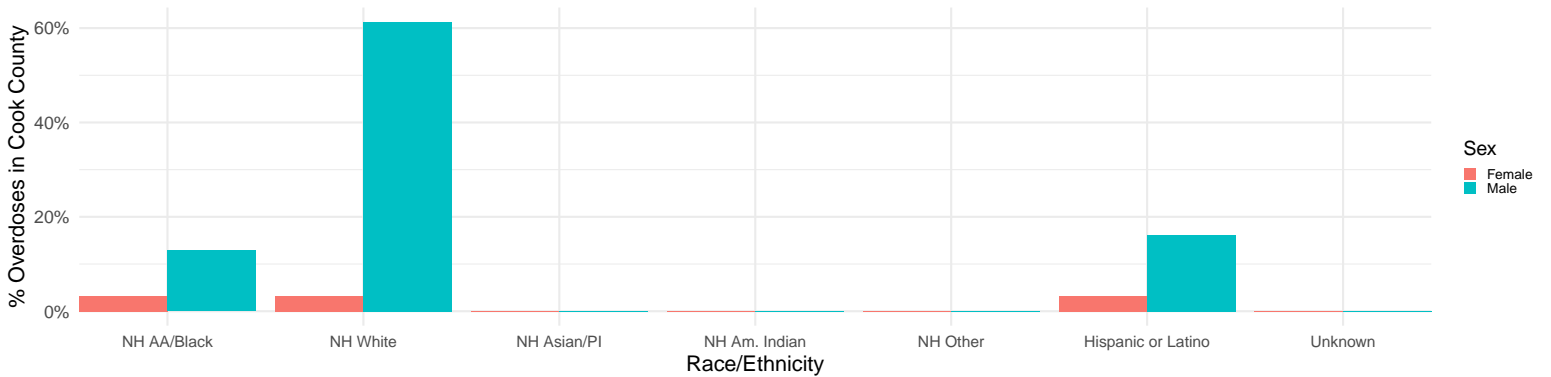


Fig 4. Monthly Overdose Demographics – Previous 12 Months

