



CCDPH Monthly Opioid Report

February 2021

This document is the CCDPH Opioid Report for the month of February 2021. This report provides information on opioid overdoses occurring in Suburban Cook County and excludes those occurring in Chicago. CCDPH is the public health department for Cook County excluding Chicago, Evanston, Skokie, Oak Park, and Stickney Township. These reports are created using data from the Office of the Cook County Medical Examiner accessed via API. The data, particularly for recent months may be subject to change as cases can take up to 90 days to close. This report was generated on 06/03/2021.

Table 1: Opioid-Related Overdose Deaths - February 2021

	January 2021	February 2021
Drug Type		
All Opioid	31 (100%)	21 (100%)
Heroin-Involved	9 (29%)	7 (33.3%)
Fentanyl-Involved	26 (83.9%)	18 (85.7%)
Opioid Pain Reliever-Involved	7 (22.6%)	4 (19%)
Methadone-Involved	2 (6.5%)	1 (4.8%)
Sex		
Male	28 (90.3%)	16 (76.2%)
Female	3 (9.7%)	5 (23.8%)
Race/Ethnicity		
NH AA/Black	5 (16.1%)	4 (19%)
NH White	20 (64.5%)	10 (47.6%)
NH Asian/PI	0 (0%)	1 (4.8%)
NH Am. Ind	0 (0%)	0 (0%)
NH Other	0 (0%)	0 (0%)
Hispanic or Latino	6 (19.4%)	6 (28.6%)
Unknown	0 (0%)	0 (0%)
Age		
15-24	4 (12.9%)	2 (9.5%)
25-34	10 (32.3%)	4 (19%)
35-44	6 (19.4%)	5 (23.8%)
45-54	7 (22.6%)	4 (19%)
55-64	3 (9.7%)	6 (28.6%)
65-74	1 (3.2%)	0 (0%)

Note:

Drug categories may not be mutually exclusive.

Table 2: CCDPH Overdose Location - February 2021

(a) CCDPH District

CCDPH District	n (%)
North	7 (33.3%)
South	3 (14.3%)
Southwest	2 (9.5%)
West	9 (42.9%)

(b) Top 5 Suburban Cook County Municipalities

CCDPH Municipality	n (%)
Cicero	4 (19%)
Palatine	3 (14.3%)
Mount Prospect	2 (9.5%)
Bellwood	1 (4.8%)
Broadview	1 (4.8%)

Fig 1. Monthly Overdoses by Type – Previous 12 Months

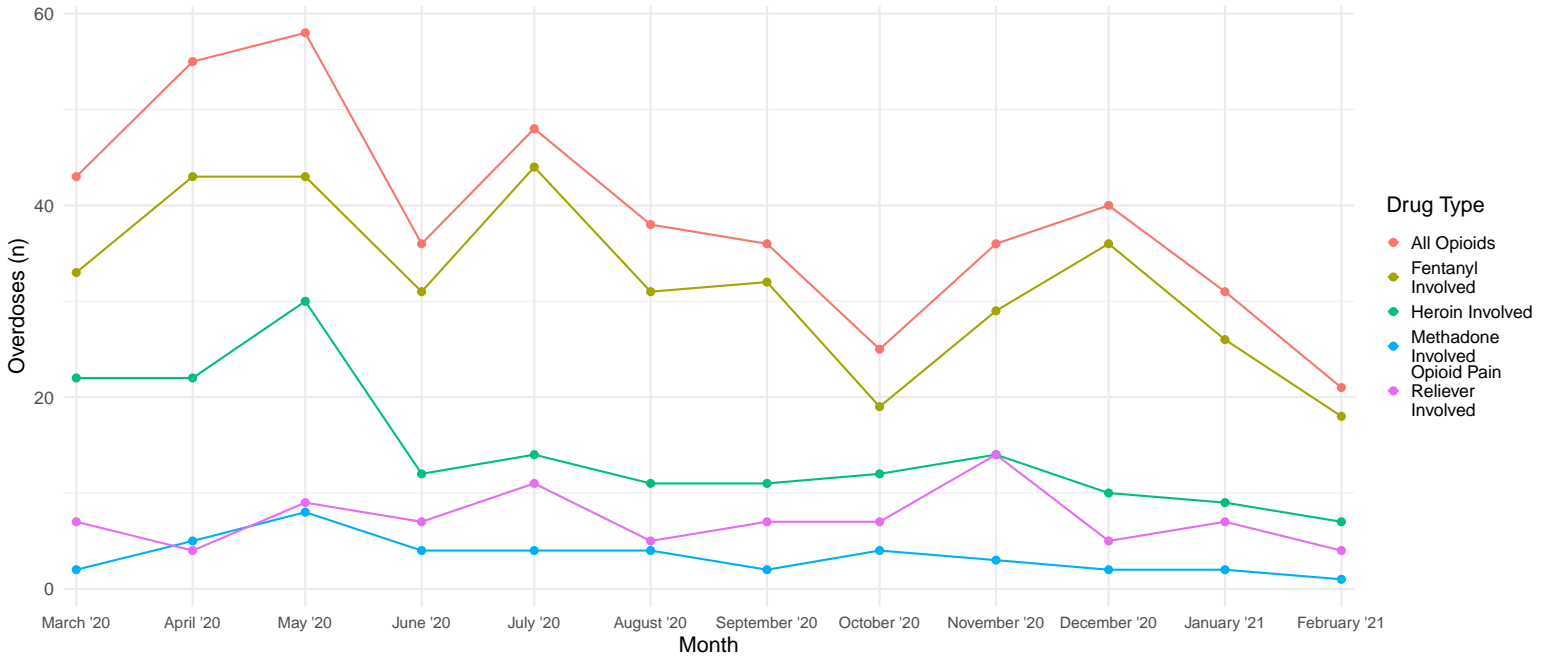


Fig 2. Monthly Overdose Comparison – Previous 12 Months

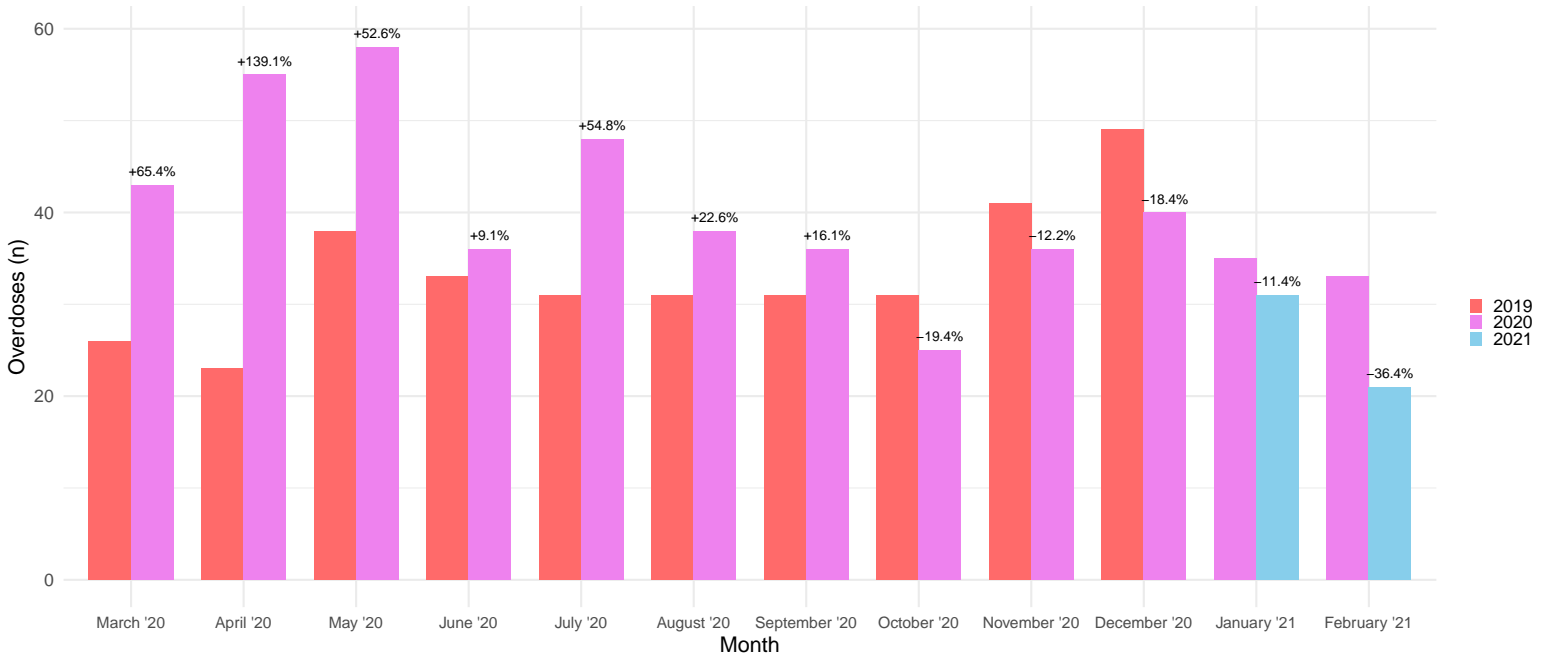


Fig 3. Overdose Demographics – February 2021

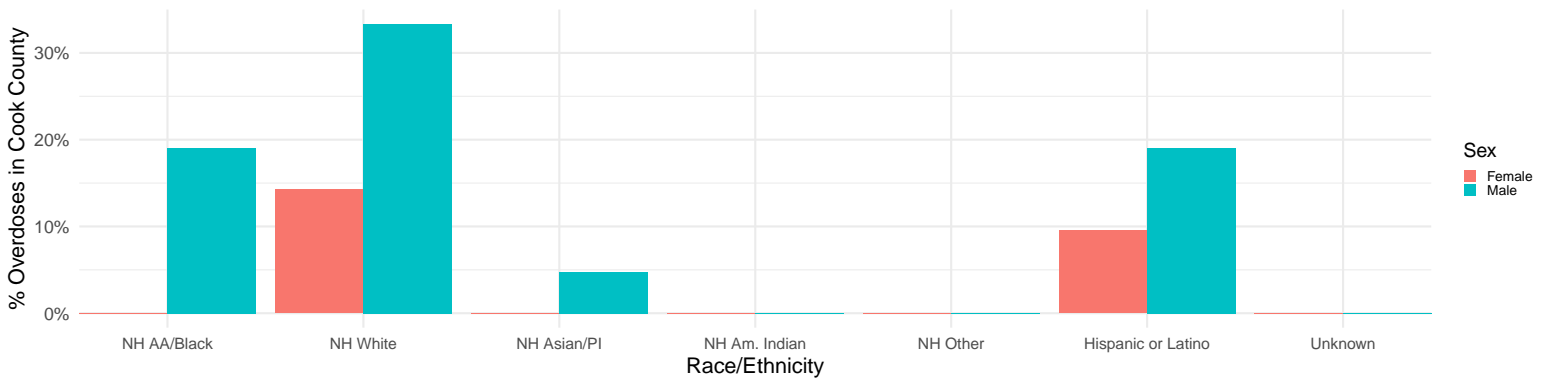


Fig 4. Monthly Overdose Demographics – Previous 12 Months

