



CCDPH Monthly Opioid Report

March 2021

This document is the CCDPH Opioid Report for the month of March 2021. This report provides information on opioid overdoses occurring in Suburban Cook County and excludes those occurring in Chicago. CCDPH is the public health department for Cook County excluding Chicago, Evanston, Skokie, Oak Park, and Stickney Township. These reports are created using data from the Office of the Cook County Medical Examiner accessed via API. The data, particularly for recent months may be subject to change as cases can take up to 90 days to close. This report was generated on 06/30/2021.

Table 1: Opioid-Related Overdose Deaths - March 2021

	February 2021	March 2021
Drug Type		
All Opioid	21 (100%)	48 (100%)
Heroin-Involved	7 (33.3%)	19 (39.6%)
Fentanyl-Involved	18 (85.7%)	43 (89.6%)
Opioid Pain Reliever-Involved	4 (19%)	9 (18.8%)
Methadone-Involved	1 (4.8%)	3 (6.2%)
Sex		
Male	16 (76.2%)	33 (68.8%)
Female	5 (23.8%)	15 (31.2%)
Race/Ethnicity		
NH AA/Black	4 (19%)	20 (41.7%)
NH White	10 (47.6%)	22 (45.8%)
NH Asian/PI	1 (4.8%)	0 (0%)
NH Am. Ind	0 (0%)	0 (0%)
NH Other	0 (0%)	1 (2.1%)
Hispanic or Latino	6 (28.6%)	5 (10.4%)
Unknown	0 (0%)	0 (0%)
Age		
15-24	2 (9.5%)	6 (12.5%)
25-34	4 (19%)	11 (22.9%)
35-44	5 (23.8%)	9 (18.8%)
45-54	4 (19%)	12 (25%)
55-64	6 (28.6%)	8 (16.7%)
65-74	0 (0%)	1 (2.1%)

Note:

Drug categories may not be mutually exclusive.

Table 2: CCDPH Overdose Location - March 2021

(a) CCDPH District

CCDPH District	n (%)
North	10 (20.8%)
South	13 (27.1%)
Southwest	8 (16.7%)
West	17 (35.4%)

(b) Top 5 Suburban Cook County Municipalities

CCDPH Municipality	n (%)
Harvey	4 (8.3%)
Melrose Park	4 (8.3%)
Oak Park	4 (8.3%)
Broadview	2 (4.2%)
Forest Park	2 (4.2%)

Fig 1. Monthly Overdoses by Type – Previous 12 Months

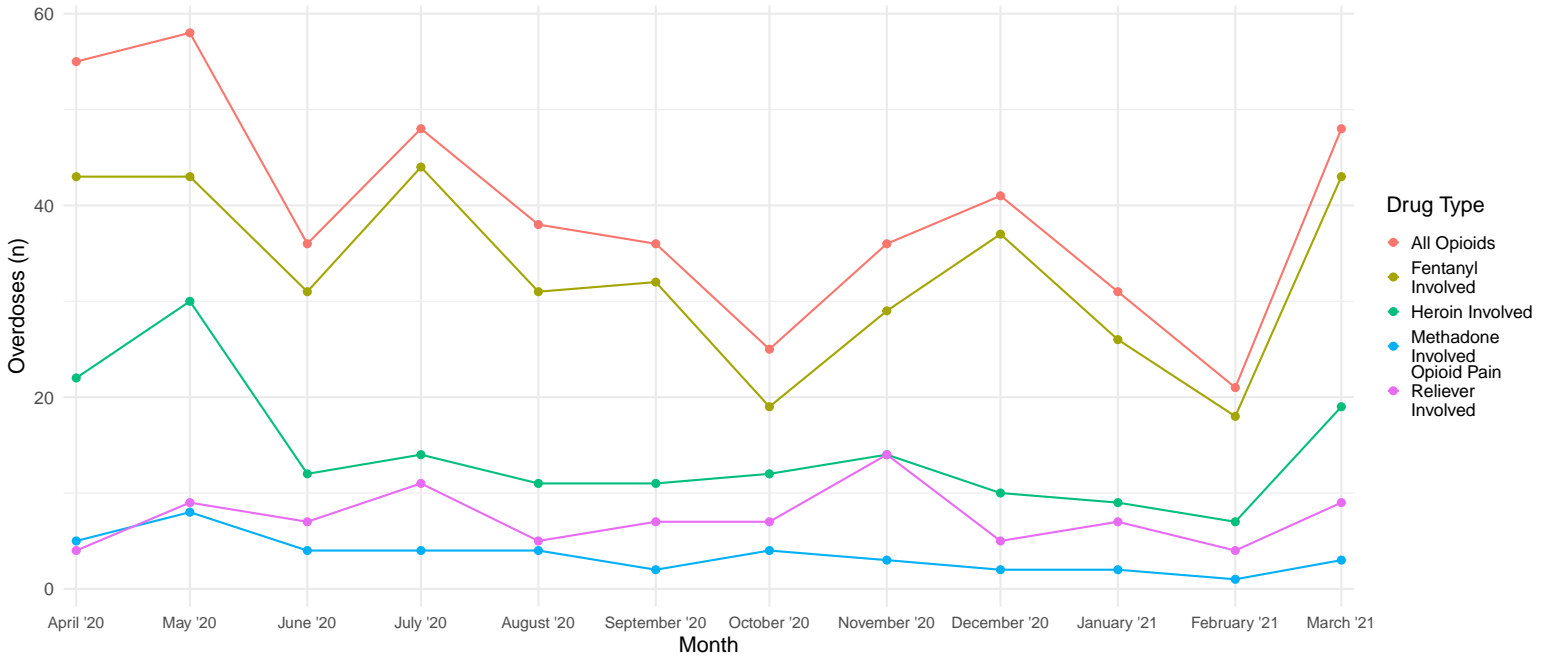


Fig 2. Monthly Overdose Comparison – Previous 12 Months

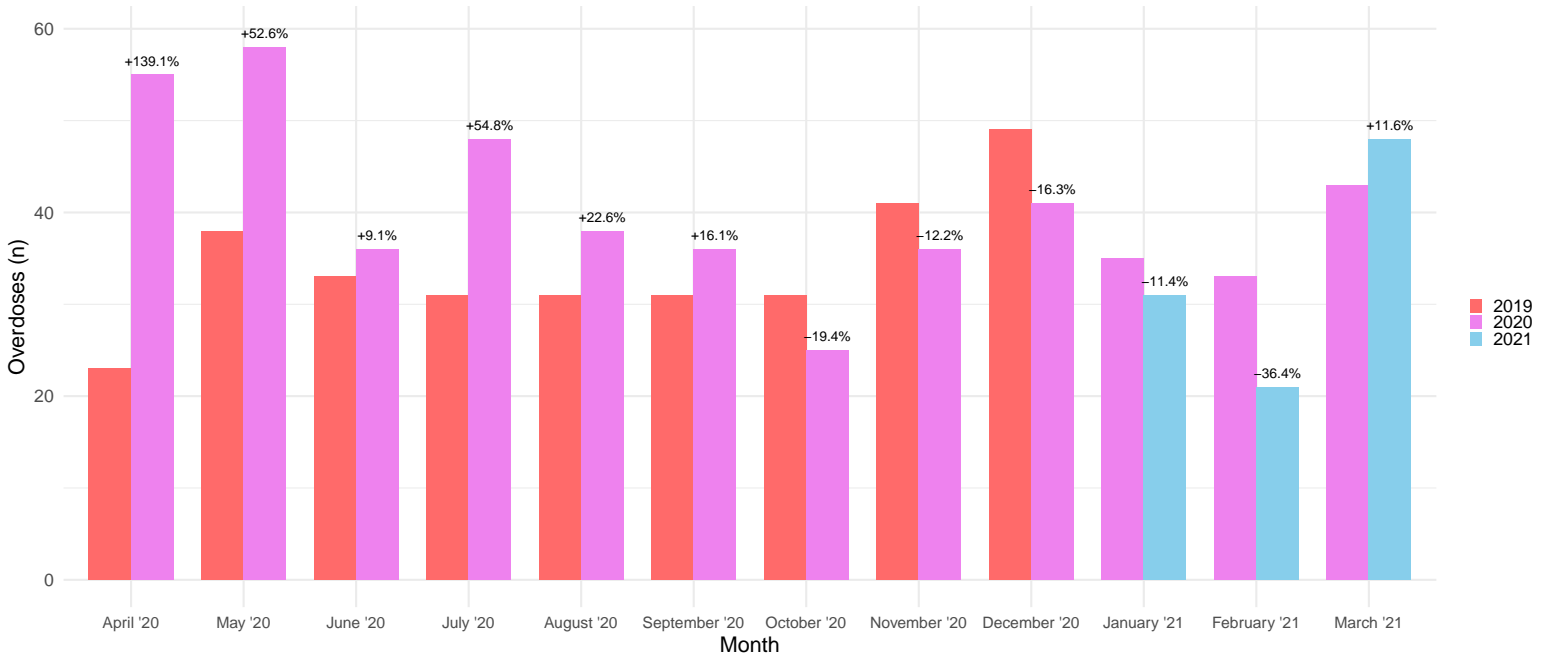


Fig 3. Overdose Demographics – March 2021

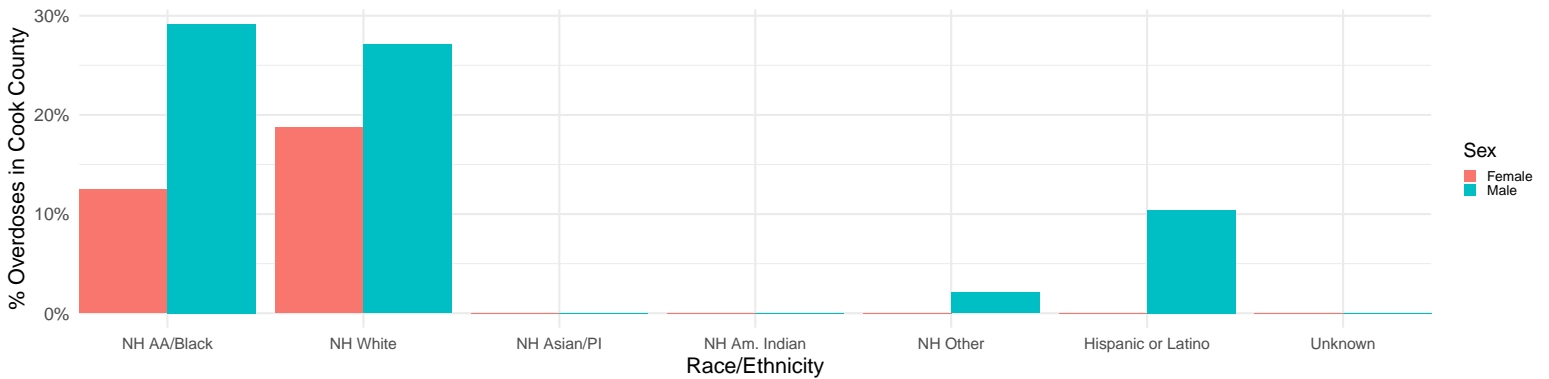


Fig 4. Monthly Overdose Demographics – Previous 12 Months

