



## CCDPH Monthly Opioid Report

May 2021

This document is the CCDPH Opioid Report for the month of May 2021. This report provides information on opioid overdoses occurring in Suburban Cook County and excludes those occurring in Chicago. CCDPH is the public health department for Cook County excluding Chicago, Evanston, Skokie, Oak Park, and Stickney Township. These reports are created using data from the Office of the Cook County Medical Examiner accessed via API. The data, particularly for recent months may be subject to change as cases can take up to 90 days to close. This report was generated on 08/31/2021.

Table 1: Opioid-Related Overdose Deaths - May 2021

	April 2021	May 2021
<b>Drug Type</b>		
All Opioid	28 (100%)	34 (100%)
Heroin-Involved	10 (35.7%)	11 (32.4%)
Fentanyl-Involved	26 (92.9%)	30 (88.2%)
Opioid Pain Reliever-Involved	3 (10.7%)	5 (14.7%)
Methadone-Involved	2 (7.1%)	3 (8.8%)
<b>Sex</b>		
Male	23 (82.1%)	27 (79.4%)
Female	5 (17.9%)	7 (20.6%)
<b>Race/Ethnicity</b>		
NH AA/Black	12 (42.9%)	15 (44.1%)
NH White	14 (50%)	16 (47.1%)
NH Asian/PI	0 (0%)	0 (0%)
NH Am. Ind	0 (0%)	0 (0%)
NH Other	0 (0%)	1 (2.9%)
Hispanic or Latino	2 (7.1%)	2 (5.9%)
Unknown	0 (0%)	0 (0%)
<b>Age</b>		
15-24	6 (21.4%)	4 (11.8%)
25-34	9 (32.1%)	6 (17.6%)
35-44	3 (10.7%)	8 (23.5%)
45-54	1 (3.6%)	14 (41.2%)
55-64	8 (28.6%)	2 (5.9%)
65-74	1 (3.6%)	0 (0%)

Note:

Drug categories may not be mutually exclusive.

Table 2: CCDPH Overdose Location - May 2021

(a) CCDPH District		(b) Top 5 Suburban Cook County Municipalities	
CCDPH District	n (%)	CCDPH Municipality	n (%)
North	8 (23.5%)	Harvey	5 (14.7%)
South	14 (41.2%)	Burbank	2 (5.9%)
Southwest	5 (14.7%)	Chicago Heights	2 (5.9%)
West	7 (20.6%)	Cicero	2 (5.9%)
		Evanston	2 (5.9%)

Fig 1. Monthly Overdoses by Type – Previous 12 Months

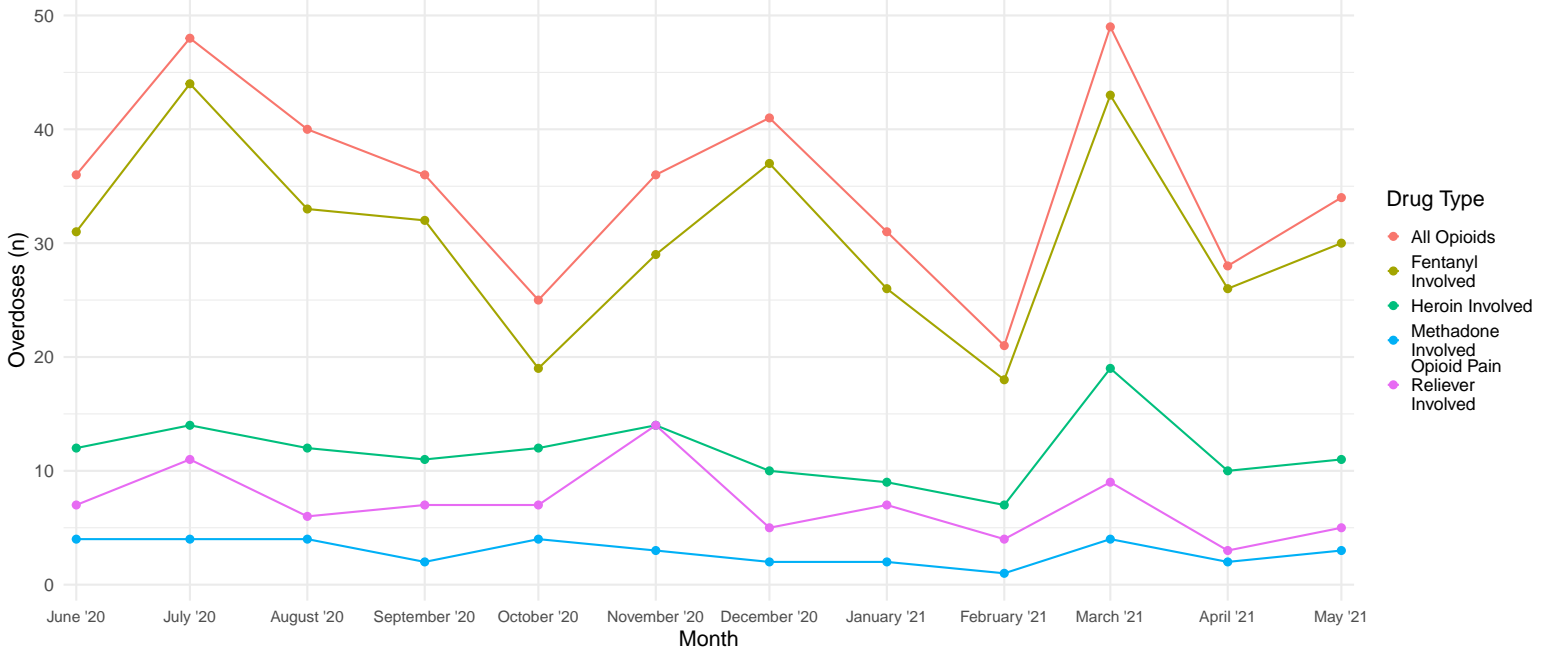


Fig 2. Monthly Overdose Comparison – Previous 12 Months

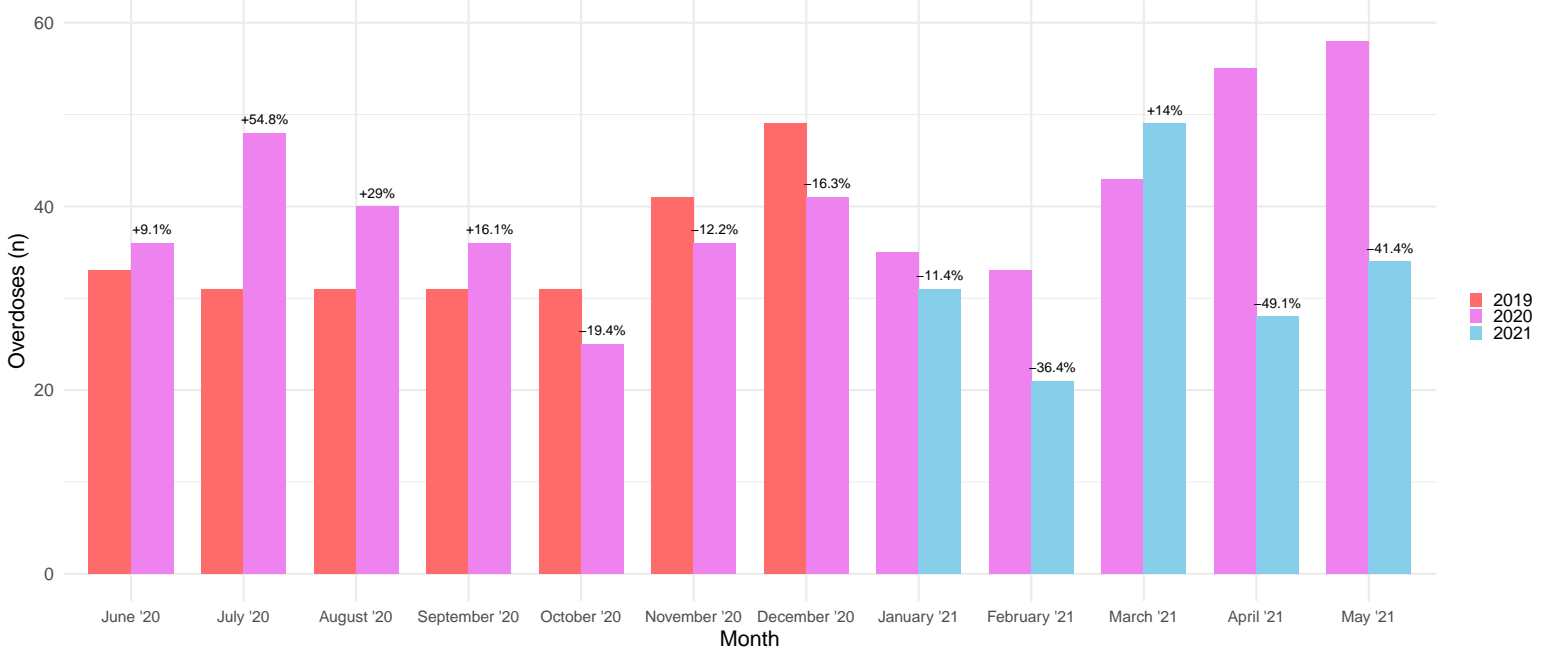


Fig 3. Overdose Demographics – May 2021

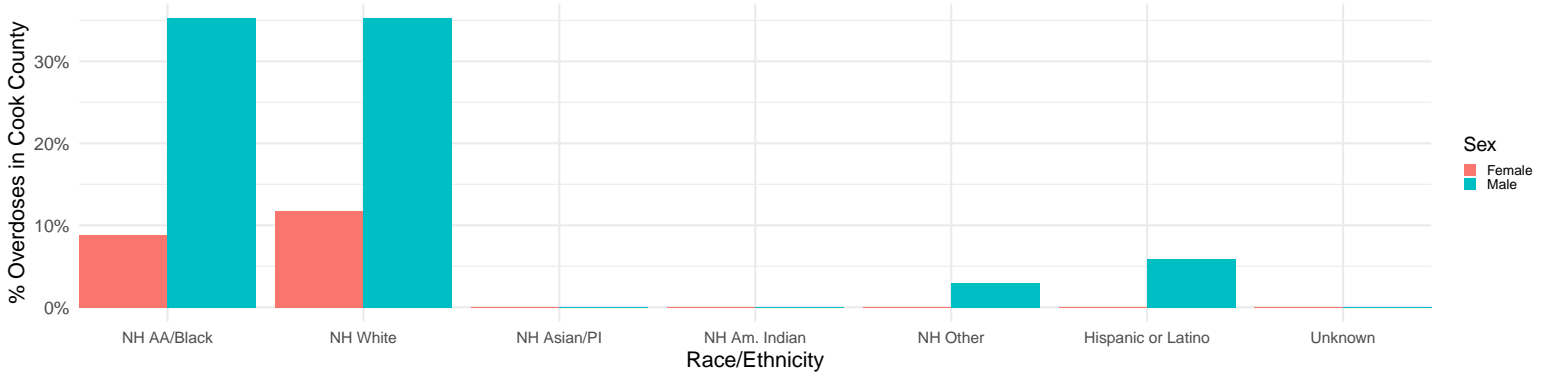


Fig 4. Monthly Overdose Demographics – Previous 12 Months

