



CCDPH Monthly Opioid Report

August 2021

This document is the CCDPH Opioid Report for the month of August 2021. This report provides information on opioid overdoses occurring in Suburban Cook County and excludes those occurring in Chicago. CCDPH is the public health department for Cook County excluding Chicago, Evanston, Skokie, Oak Park, and Stickney Township. These reports are created using data from the Office of the Cook County Medical Examiner accessed via API. The data, particularly for recent months may be subject to change as cases can take up to 90 days to close. This report was generated on 11/29/2021.

Table 1: Opioid-Related Overdose Deaths - August 2021

	July 2021	August 2021
Drug Type		
All Opioid	32 (100%)	24 (100%)
Heroin-Involved	10 (31.2%)	10 (41.7%)
Fentanyl-Involved	27 (84.4%)	20 (83.3%)
Opioid Pain Reliever-Involved	5 (15.6%)	4 (16.7%)
Methadone-Involved	1 (3.1%)	1 (4.2%)
Sex		
Male	20 (62.5%)	14 (58.3%)
Female	12 (37.5%)	10 (41.7%)
Race/Ethnicity		
NH AA/Black	4 (12.5%)	6 (25%)
NH White	22 (68.8%)	13 (54.2%)
NH Asian/PI	0 (0%)	0 (0%)
NH Am. Ind	0 (0%)	0 (0%)
NH Other	0 (0%)	0 (0%)
Hispanic or Latino	6 (18.8%)	5 (20.8%)
Unknown	0 (0%)	0 (0%)
Age		
15-24	3 (9.4%)	3 (12.5%)
25-34	4 (12.5%)	4 (16.7%)
35-44	18 (56.2%)	4 (16.7%)
45-54	3 (9.4%)	8 (33.3%)
55-64	4 (12.5%)	5 (20.8%)
65-74	0 (0%)	0 (0%)

Note:

Drug categories may not be mutually exclusive.

Table 2: CCDPH Overdose Location - August 2021

(a) CCDPH District		(b) Top 5 Suburban Cook County Municipalities	
CCDPH District	n (%)	CCDPH Municipality	n (%)
North	10 (41.7%)	Schaumburg	4 (16.7%)
South	7 (29.2%)	Arlington Heights	3 (12.5%)
Southwest	3 (12.5%)	Chicago Heights	2 (8.3%)
West	4 (16.7%)	Oak Forest	2 (8.3%)
		Bellwood	1 (4.2%)

Fig 1. Monthly Overdoses by Type – Previous 12 Months

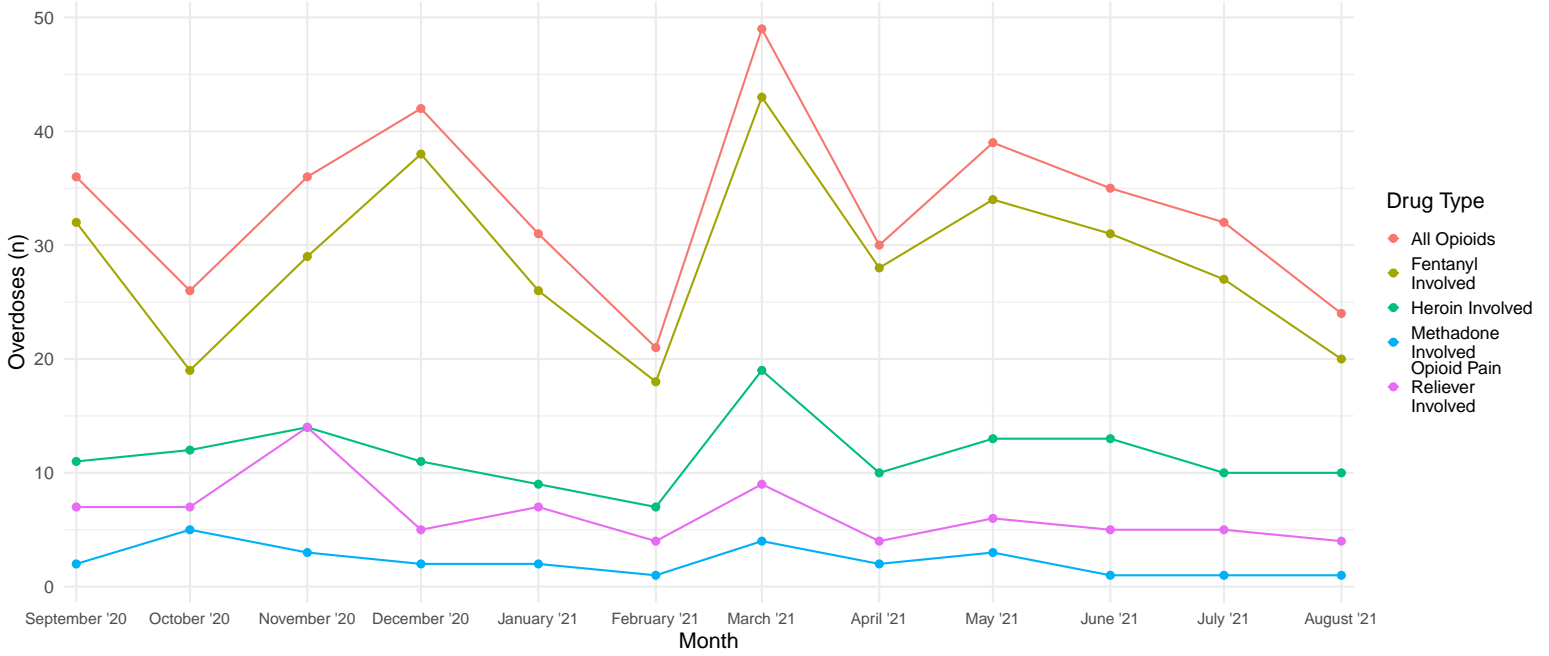


Fig 2. Monthly Overdose Comparison – Previous 12 Months

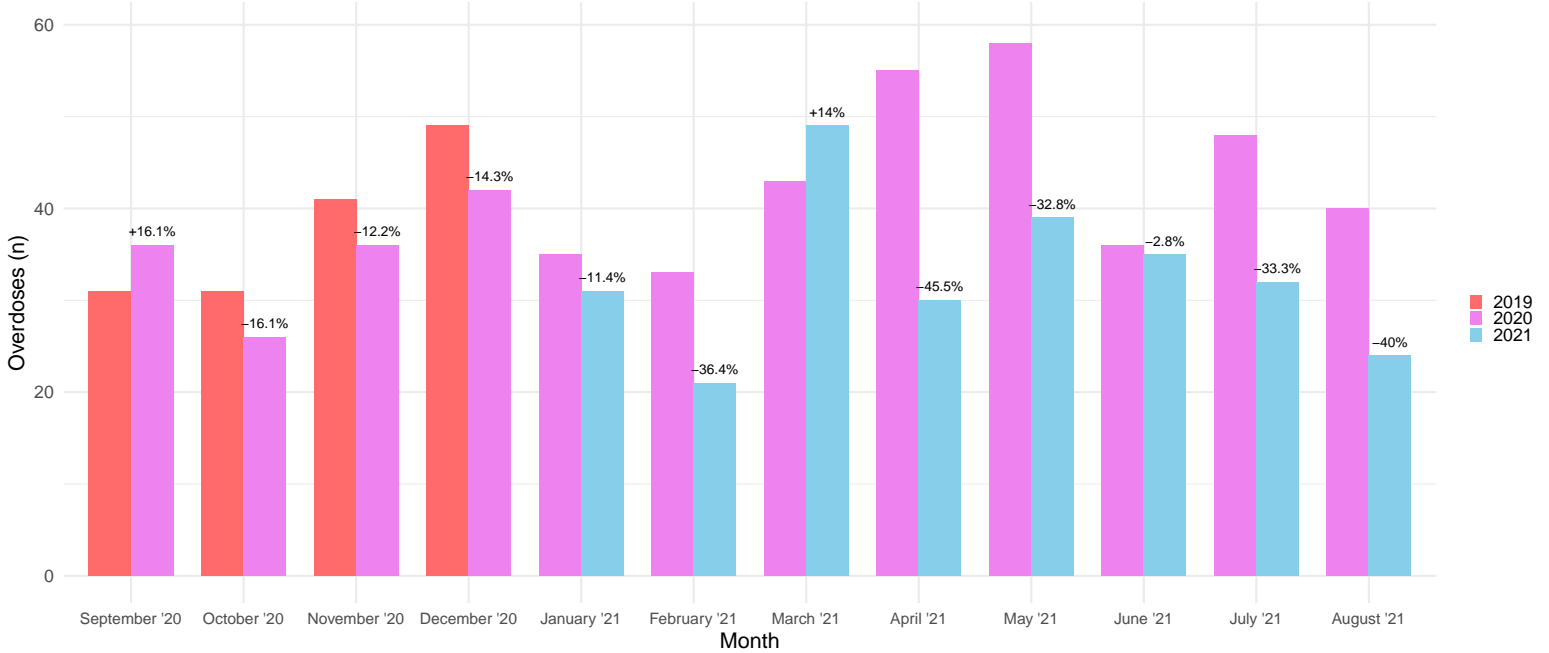


Fig 3. Overdose Demographics – August 2021

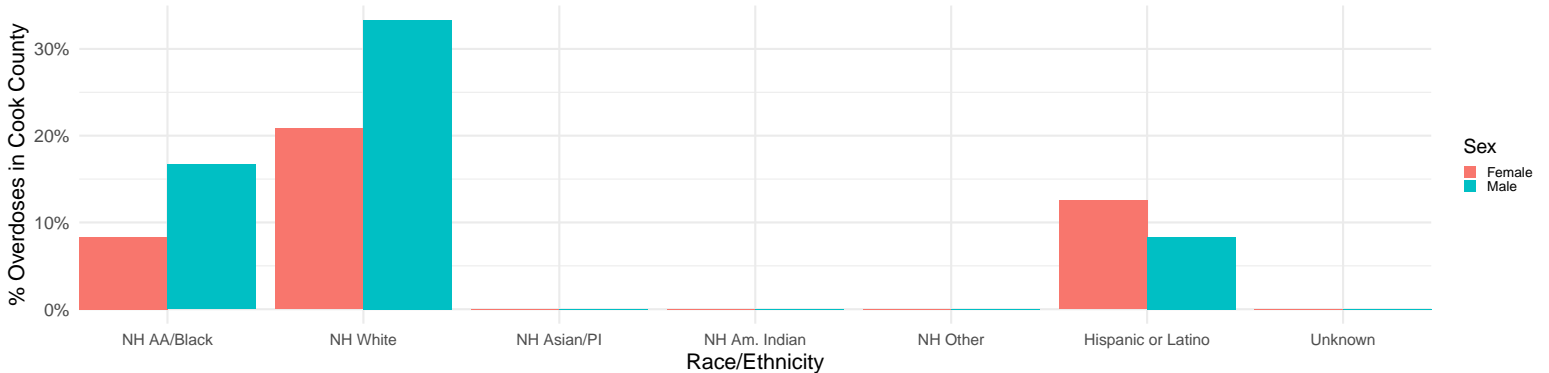


Fig 4. Monthly Overdose Demographics – Previous 12 Months

