



CCDPH Monthly Opioid Report

September 2021

This document is the CCDPH Opioid Report for the month of September 2021. This report provides information on opioid overdoses occurring in Suburban Cook County and excludes those occurring in Chicago. CCDPH is the public health department for Cook County excluding Chicago, Evanston, Skokie, Oak Park, and Stickney Township. These reports are created using data from the Office of the Cook County Medical Examiner accessed via API. The data, particularly for recent months may be subject to change as cases can take up to 90 days to close. This report was generated on 12/29/2021.

Table 1: Opioid-Related Overdose Deaths - September 2021

	August 2021	September 2021
Drug Type		
All Opioid	24 (100%)	36 (100%)
Heroin-Involved	10 (41.7%)	7 (19.4%)
Fentanyl-Involved	20 (83.3%)	32 (88.9%)
Opioid Pain Reliever-Involved	4 (16.7%)	5 (13.9%)
Methadone-Involved	1 (4.2%)	1 (2.8%)
Sex		
Male	14 (58.3%)	27 (75%)
Female	10 (41.7%)	9 (25%)
Race/Ethnicity		
NH AA/Black	6 (25%)	9 (25%)
NH White	13 (54.2%)	20 (55.6%)
NH Asian/PI	0 (0%)	0 (0%)
NH Am. Ind	0 (0%)	0 (0%)
NH Other	0 (0%)	1 (2.8%)
Hispanic or Latino	5 (20.8%)	6 (16.7%)
Unknown	0 (0%)	0 (0%)
Age		
15-24	3 (12.5%)	2 (5.6%)
25-34	4 (16.7%)	9 (25%)
35-44	4 (16.7%)	5 (13.9%)
45-54	8 (33.3%)	8 (22.2%)
55-64	5 (20.8%)	10 (27.8%)
65-74	0 (0%)	2 (5.6%)

Note:

Drug categories may not be mutually exclusive.

Table 2: CCDPH Overdose Location - September 2021

(a) CCDPH District		(b) Top 5 Suburban Cook County Municipalities	
CCDPH District	n (%)	CCDPH Municipality	n (%)
North	9 (25%)	Maywood	3 (8.3%)
South	8 (22.2%)	Melrose Park	3 (8.3%)
Southwest	5 (13.9%)	Skokie	3 (8.3%)
West	14 (38.9%)	Calumet City	2 (5.6%)
		Franklin Park	2 (5.6%)

Fig 1. Monthly Overdoses by Type – Previous 12 Months

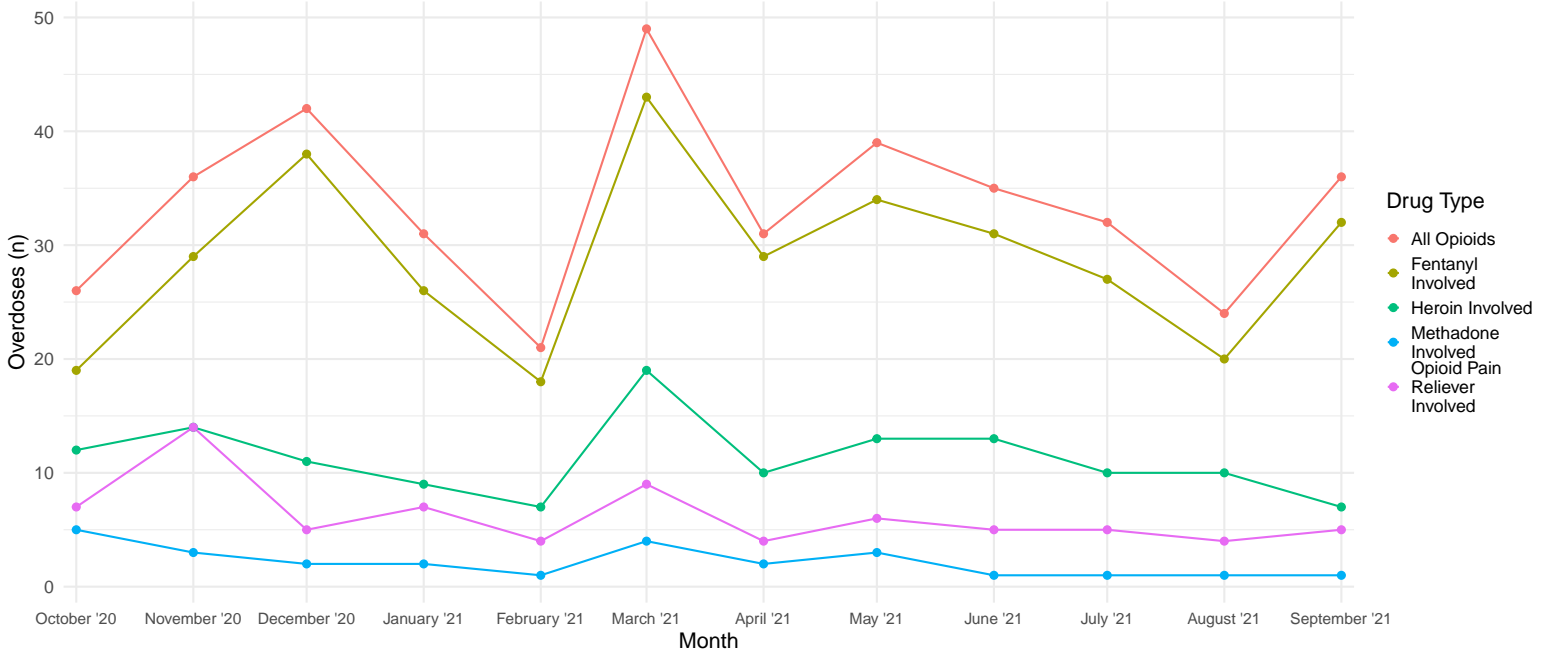


Fig 2. Monthly Overdose Comparison – Previous 12 Months

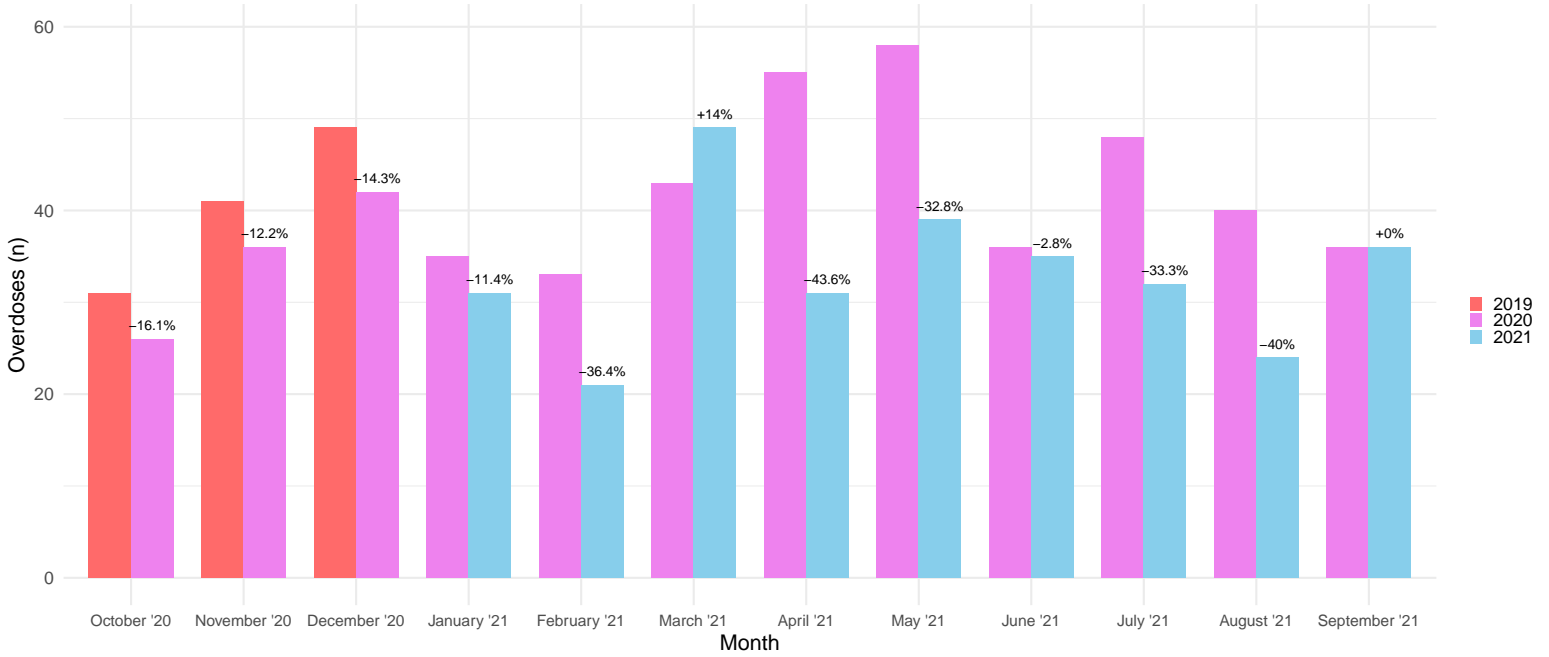


Fig 3. Overdose Demographics – September 2021

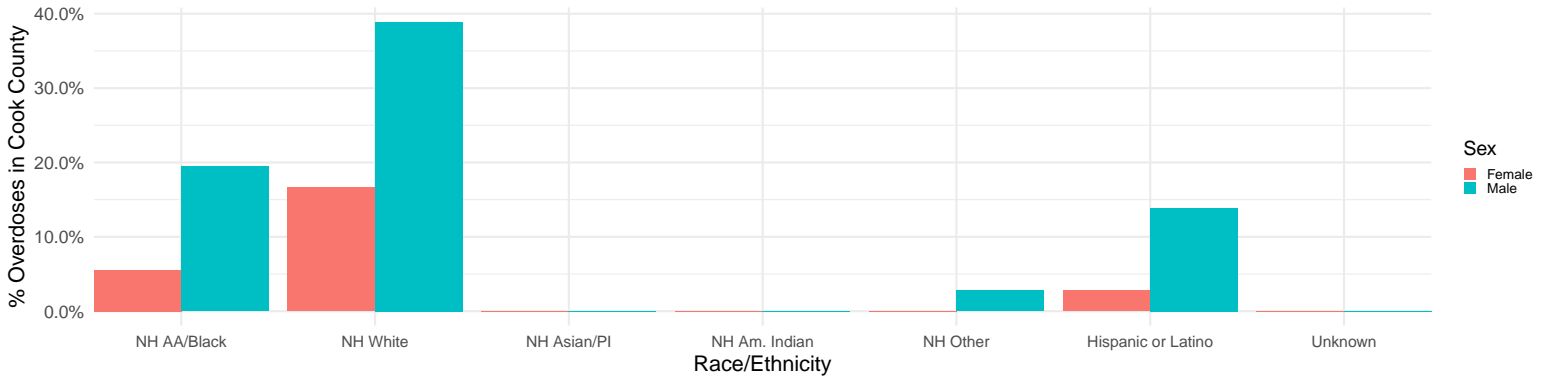


Fig 4. Monthly Overdose Demographics – Previous 12 Months

