



CCDPH Monthly Opioid Report

October 2021

This document is the CCDPH Opioid Report for the month of October 2021. This report provides information on opioid overdoses occurring in Suburban Cook County and excludes those occurring in Chicago. CCDPH is the public health department for Cook County excluding Chicago, Evanston, Skokie, Oak Park, and Stickney Township. These reports are created using data from the Office of the Cook County Medical Examiner accessed via API. The data, particularly for recent months may be subject to change as cases can take up to 90 days to close. This report was generated on 03/04/2022.

Table 1: Opioid-Related Overdose Deaths - October 2021

	September 2021	October 2021
Drug Type		
All Opioid	38 (100%)	33 (100%)
Heroin-Involved	7 (18.4%)	8 (24.2%)
Fentanyl-Involved	34 (89.5%)	31 (93.9%)
Opioid Pain Reliever-Involved	5 (13.2%)	2 (6.1%)
Methadone-Involved	1 (2.6%)	2 (6.1%)
Sex		
Male	29 (76.3%)	26 (78.8%)
Female	9 (23.7%)	7 (21.2%)
Race/Ethnicity		
NH AA/Black	10 (26.3%)	6 (18.2%)
NH White	21 (55.3%)	22 (66.7%)
NH Asian/PI	0 (0%)	0 (0%)
NH Am. Ind	0 (0%)	0 (0%)
NH Other	1 (2.6%)	0 (0%)
Hispanic or Latino	6 (15.8%)	5 (15.2%)
Unknown	0 (0%)	0 (0%)
Age		
15-24	2 (5.3%)	0 (0%)
25-34	9 (23.7%)	13 (39.4%)
35-44	5 (13.2%)	11 (33.3%)
45-54	9 (23.7%)	4 (12.1%)
55-64	11 (28.9%)	3 (9.1%)
65-74	2 (5.3%)	2 (6.1%)

Note:

Drug categories may not be mutually exclusive.

Table 2: CCDPH Overdose Location - October 2021

(a) CCDPH District		(b) Top 5 Suburban Cook County Municipalities	
CCDPH District	n (%)	CCDPH Municipality	n (%)
North	12 (36.4%)	Cicero	5 (15.2%)
South	7 (21.2%)	Arlington Heights	2 (6.1%)
Southwest	2 (6.1%)	Calumet Park	2 (6.1%)
West	12 (36.4%)	Evanston	2 (6.1%)
		Harvey	2 (6.1%)

Fig 1. Monthly Overdoses by Type – Previous 12 Months

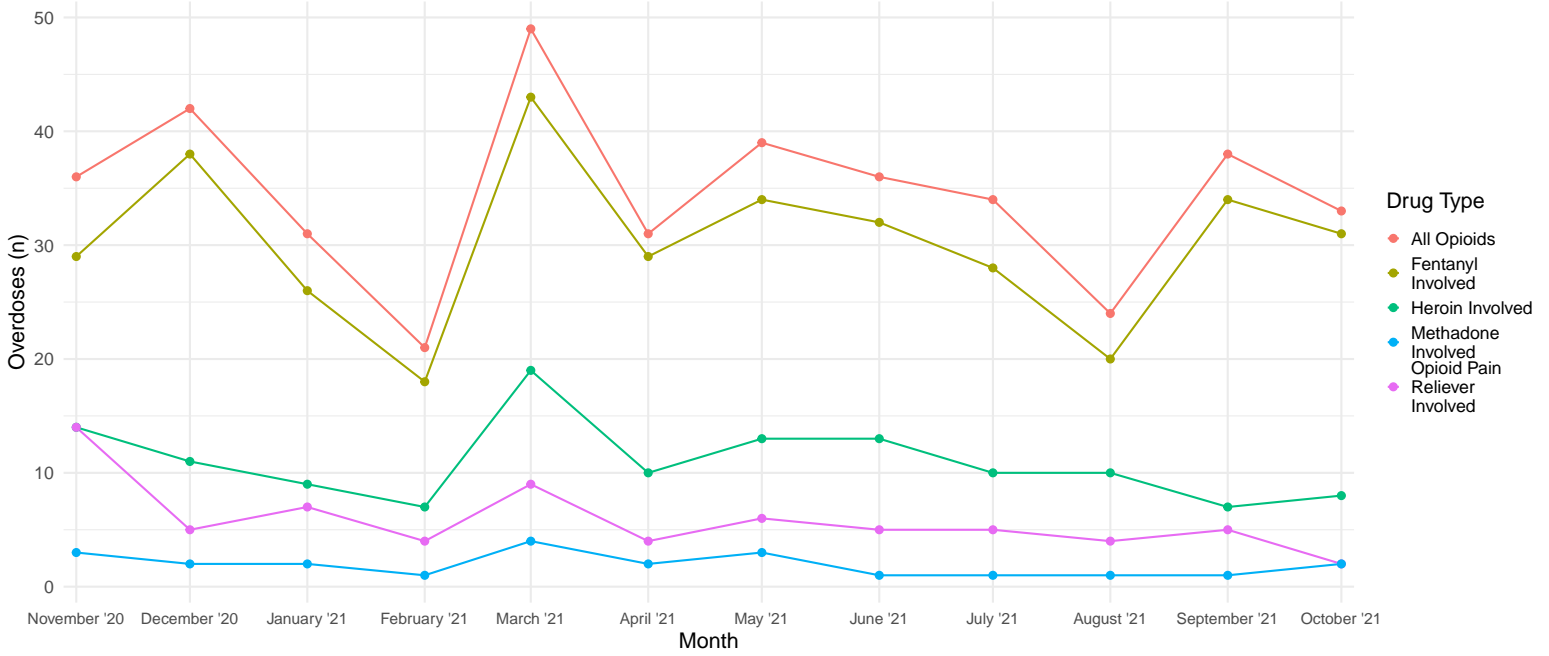


Fig 2. Monthly Overdose Comparison – Previous 12 Months

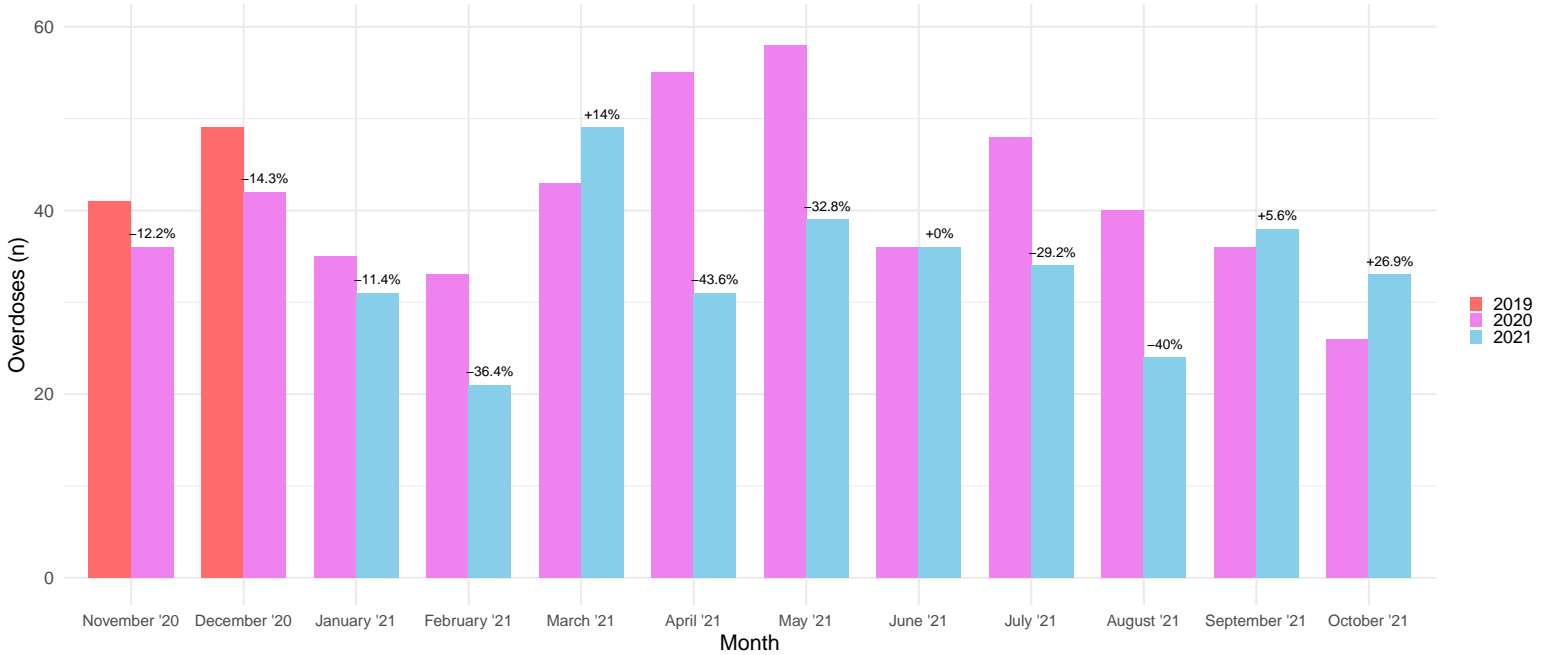


Fig 3. Overdose Demographics – October 2021

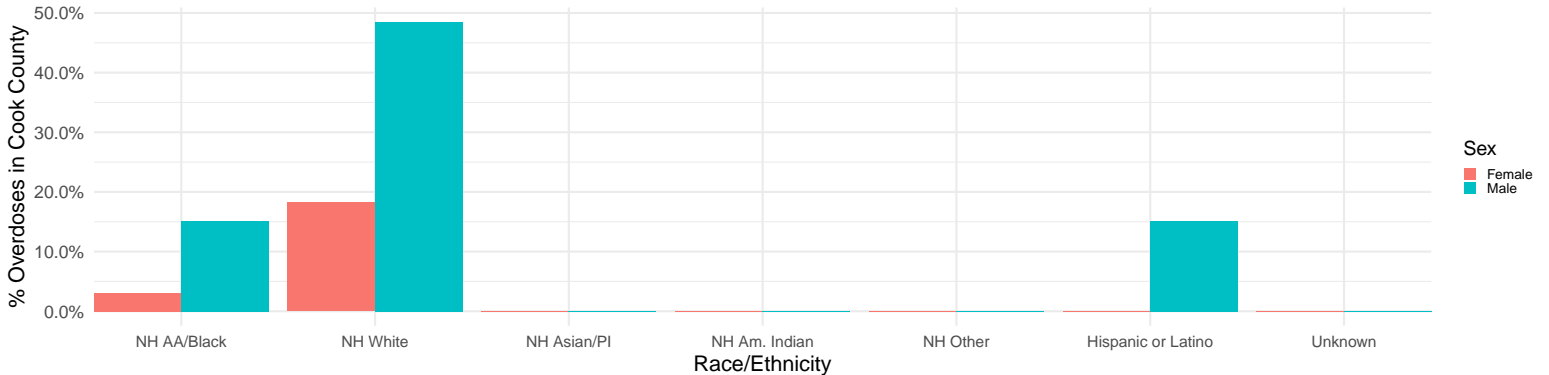


Fig 4. Monthly Overdose Demographics – Previous 12 Months

