



## CCDPH Monthly Opioid Report

November 2021

This document is the CCDPH Opioid Report for the month of November 2021. This report provides information on opioid overdoses occurring in Suburban Cook County and excludes those occurring in Chicago. CCDPH is the public health department for Cook County excluding Chicago, Evanston, Skokie, Oak Park, and Stickney Township. These reports are created using data from the Office of the Cook County Medical Examiner accessed via API. The data, particularly for recent months may be subject to change as cases can take up to 90 days to close. This report was generated on 03/04/2022.

Table 1: Opioid-Related Overdose Deaths - November 2021

|                               | October 2021 | November 2021 |
|-------------------------------|--------------|---------------|
| <b>Drug Type</b>              |              |               |
| All Opioid                    | 33 (100%)    | 35 (100%)     |
| Heroin-Involved               | 8 (24.2%)    | 6 (17.1%)     |
| Fentanyl-Involved             | 31 (93.9%)   | 27 (77.1%)    |
| Opioid Pain Reliever-Involved | 2 (6.1%)     | 4 (11.4%)     |
| Methadone-Involved            | 2 (6.1%)     | 3 (8.6%)      |
| <b>Sex</b>                    |              |               |
| Male                          | 26 (78.8%)   | 25 (71.4%)    |
| Female                        | 7 (21.2%)    | 10 (28.6%)    |
| <b>Race/Ethnicity</b>         |              |               |
| NH AA/Black                   | 6 (18.2%)    | 7 (20%)       |
| NH White                      | 22 (66.7%)   | 24 (68.6%)    |
| NH Asian/PI                   | 0 (0%)       | 0 (0%)        |
| NH Am. Ind                    | 0 (0%)       | 0 (0%)        |
| NH Other                      | 0 (0%)       | 0 (0%)        |
| Hispanic or Latino            | 5 (15.2%)    | 3 (8.6%)      |
| Unknown                       | 0 (0%)       | 1 (2.9%)      |
| <b>Age</b>                    |              |               |
| 15-24                         | 0 (0%)       | 3 (8.6%)      |
| 25-34                         | 13 (39.4%)   | 9 (25.7%)     |
| 35-44                         | 11 (33.3%)   | 7 (20%)       |
| 45-54                         | 4 (12.1%)    | 8 (22.9%)     |
| 55-64                         | 3 (9.1%)     | 7 (20%)       |
| 65-74                         | 2 (6.1%)     | 0 (0%)        |

*Note:*

Drug categories may not be mutually exclusive.

Table 2: CCDPH Overdose Location - November 2021

(a) CCDPH District

| CCDPH District | n (%)      |
|----------------|------------|
| North          | 9 (25.7%)  |
| South          | 8 (22.9%)  |
| Southwest      | 7 (20%)    |
| West           | 11 (31.4%) |

(b) Top 5 Suburban Cook County Municipalities

| CCDPH Municipality | n (%)    |
|--------------------|----------|
| Bellwood           | 3 (8.6%) |
| Bridgeview         | 3 (8.6%) |
| Posen              | 3 (8.6%) |
| Melrose Park       | 2 (5.7%) |
| Rosemont           | 2 (5.7%) |

Fig 1. Monthly Overdoses by Type – Previous 12 Months

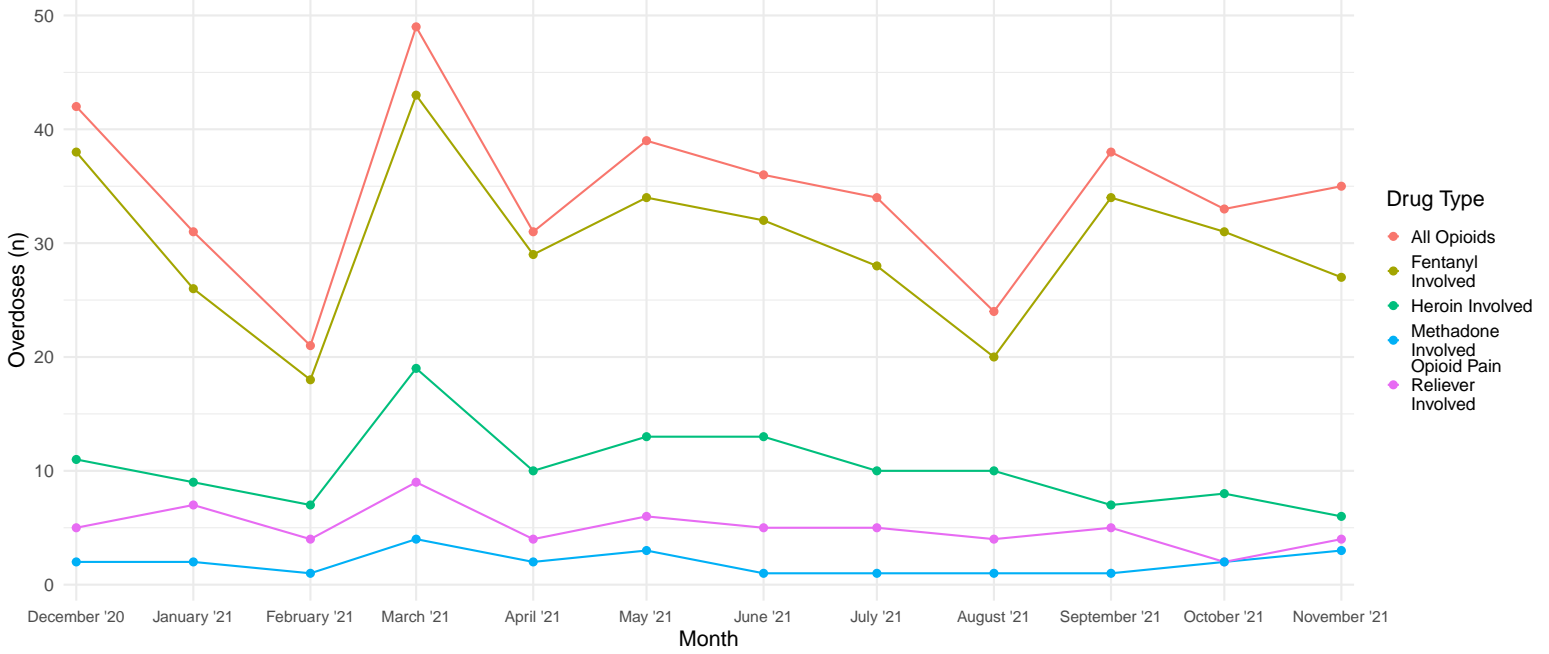


Fig 2. Monthly Overdose Comparison – Previous 12 Months

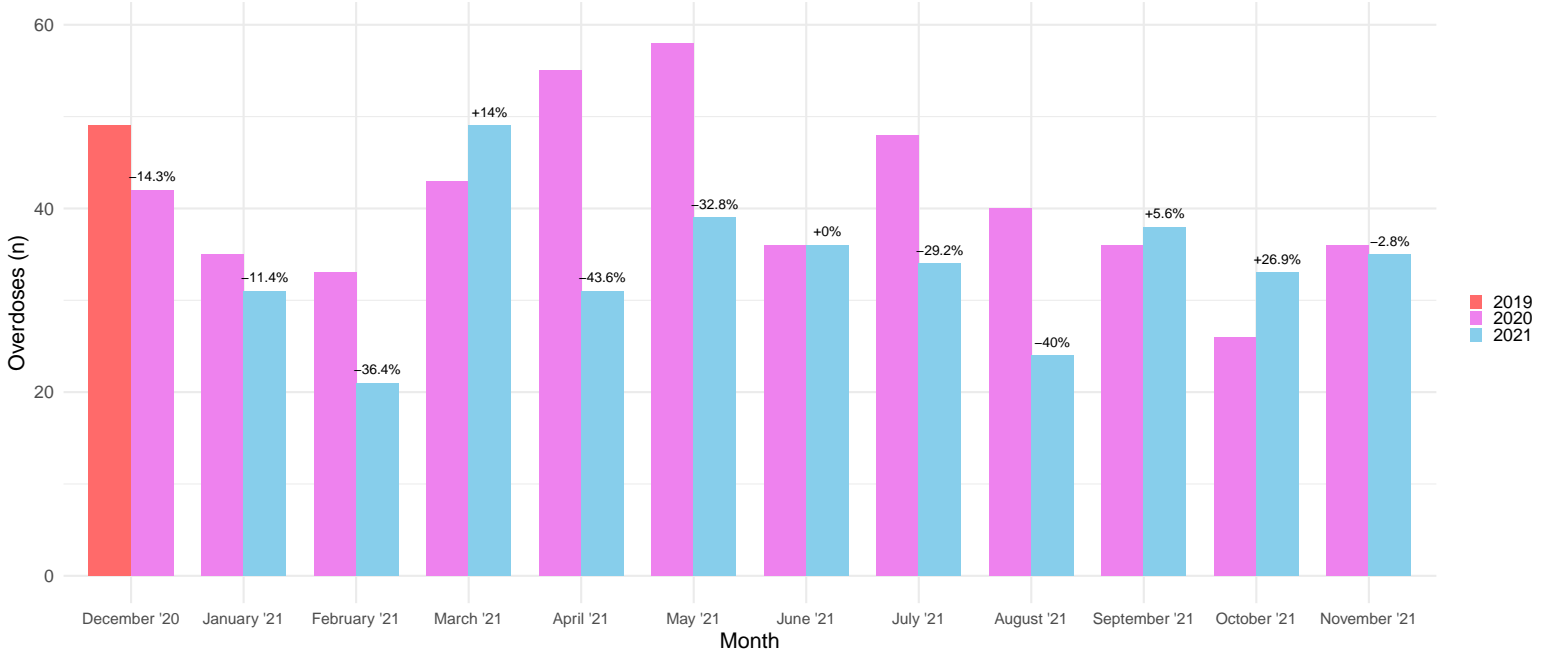


Fig 3. Overdose Demographics – November 2021

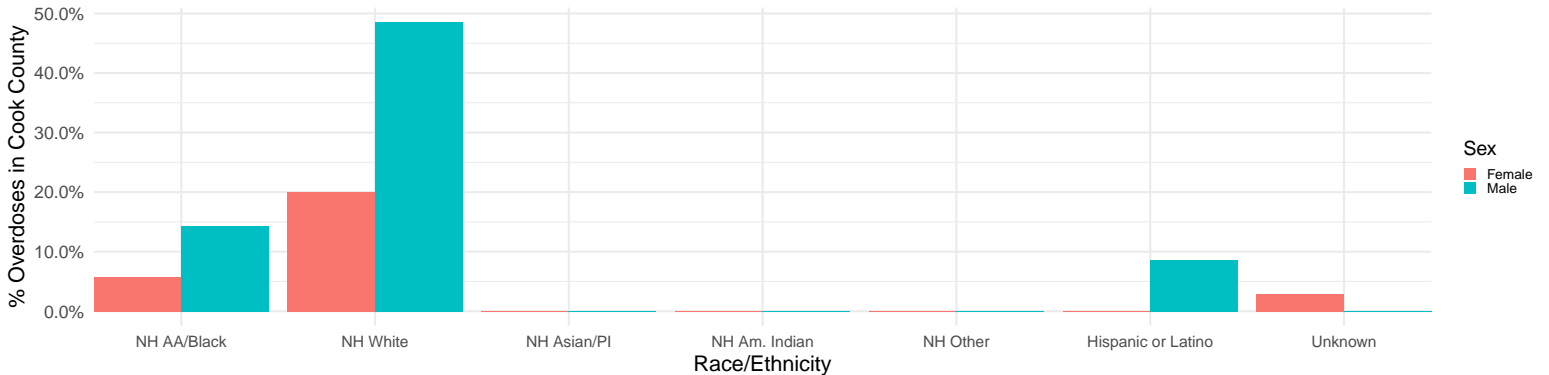


Fig 4. Monthly Overdose Demographics – Previous 12 Months

