



This report describes current trends in suburban Cook County for influenza and other respiratory viruses. Selected graphics are presented on pages 2-4. For complete surveillance data on flu, COVID-19, and RSV, please visit our dashboard at <https://ccdphcd.shinyapps.io/influenza/>. CCDPH is also now tracking “Broad Respiratory” illness in our hospitalization data. This CDC-defined syndrome includes a wide array of specific and non-specific respiratory diagnoses and complications, such as bronchitis or pneumonia.

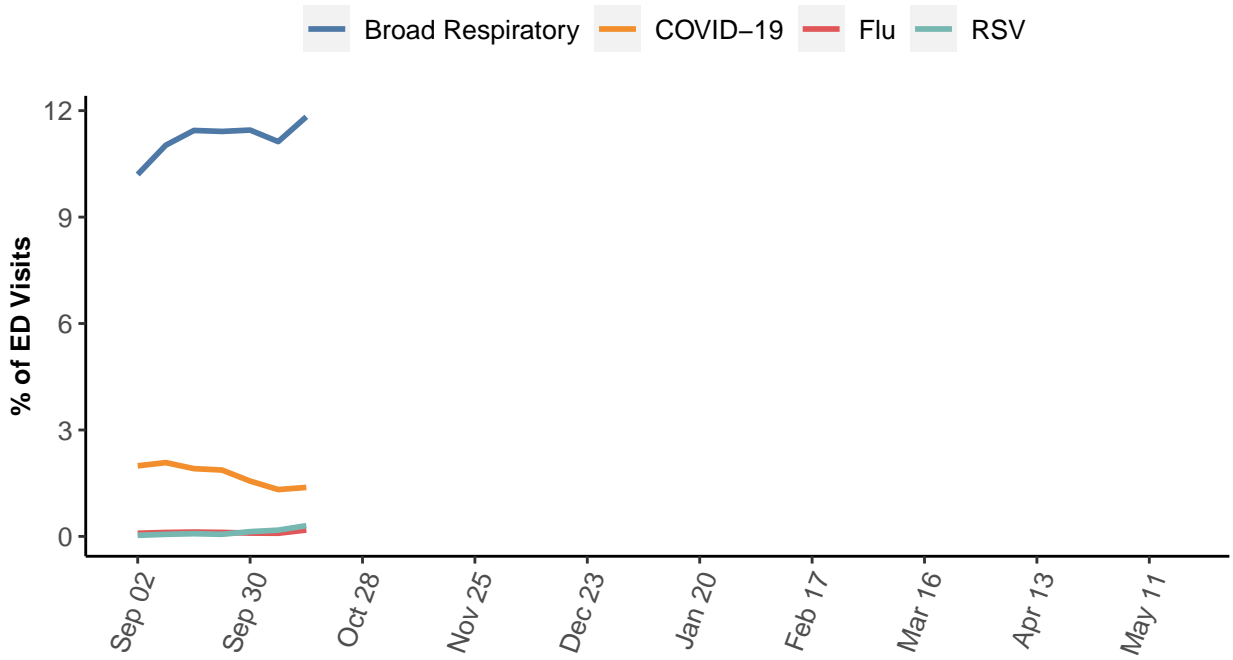
Key Points

Influenza activity is currently **Low**.

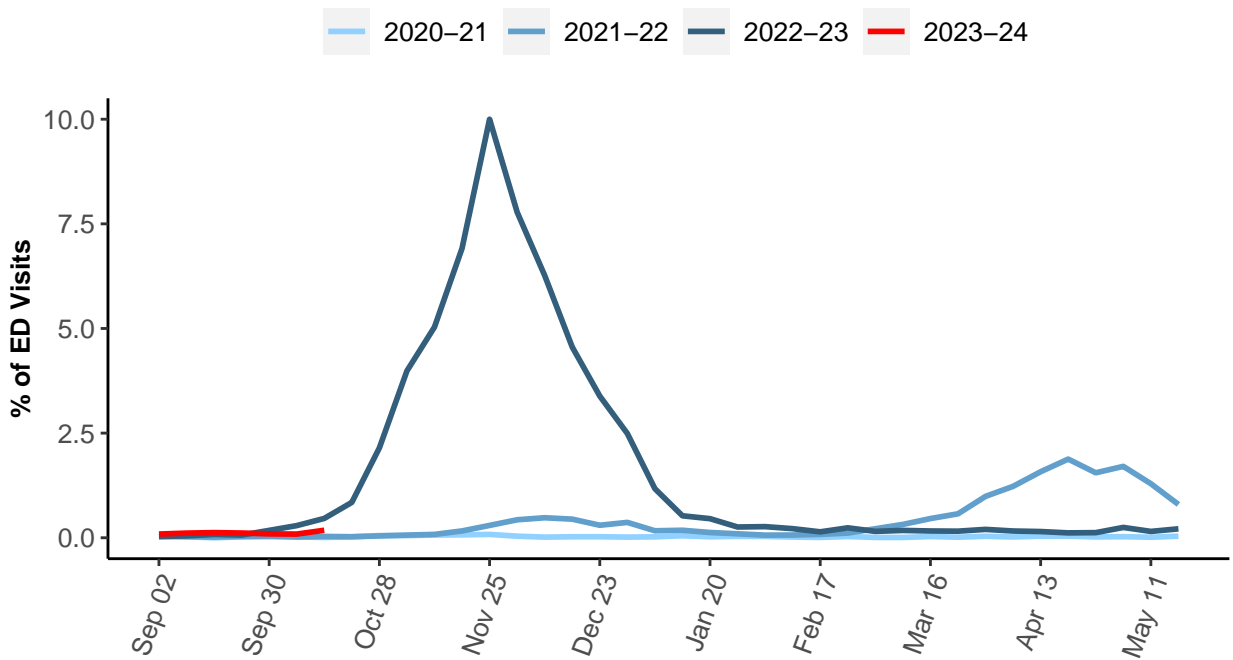
- **COVID-19** is likely the primary driver of respiratory illness at this time. Flu activity is minimal. RSV activity is increasing, but remains below last year’s historic highs.
- Test positivity is around 2% for influenza, 4% for RSV, and 8% for COVID-19.
- Wastewater detections are minimal for flu, but trending up for RSV and COVID-19.
- Recommendations for individuals include staying up-to-date with all **recommended respiratory vaccines**. The CDC recommends everyone six months and older get both an annual flu shot (ideally by the end of October) and an updated 2023-2024 COVID-19 shot. New vaccines are also available for RSV this season. Talk to your health care provider about the RSV vaccine or RSV antibody shot if you have a child under 2, are over 60 years old, or are pregnant. Recommendations also include staying home when sick, avoiding contact with others who might be sick, and practicing good respiratory hygiene like washing your hands and covering your cough.
- Recommendations for communities and healthcare organizations include promoting equitable access to respiratory vaccines and tests, masks, medications, and support services. Support individuals to stay home when sick with respiratory symptoms or testing positive for COVID-19.

We would like to thank all of our surveillance partners for their help in collecting this information! For additional details on our methods, please visit <https://cookcountypublichealth.org/documents/cd/respiratory-surveillance-methods.html>

Emergency Rooms Visits by Respiratory Virus

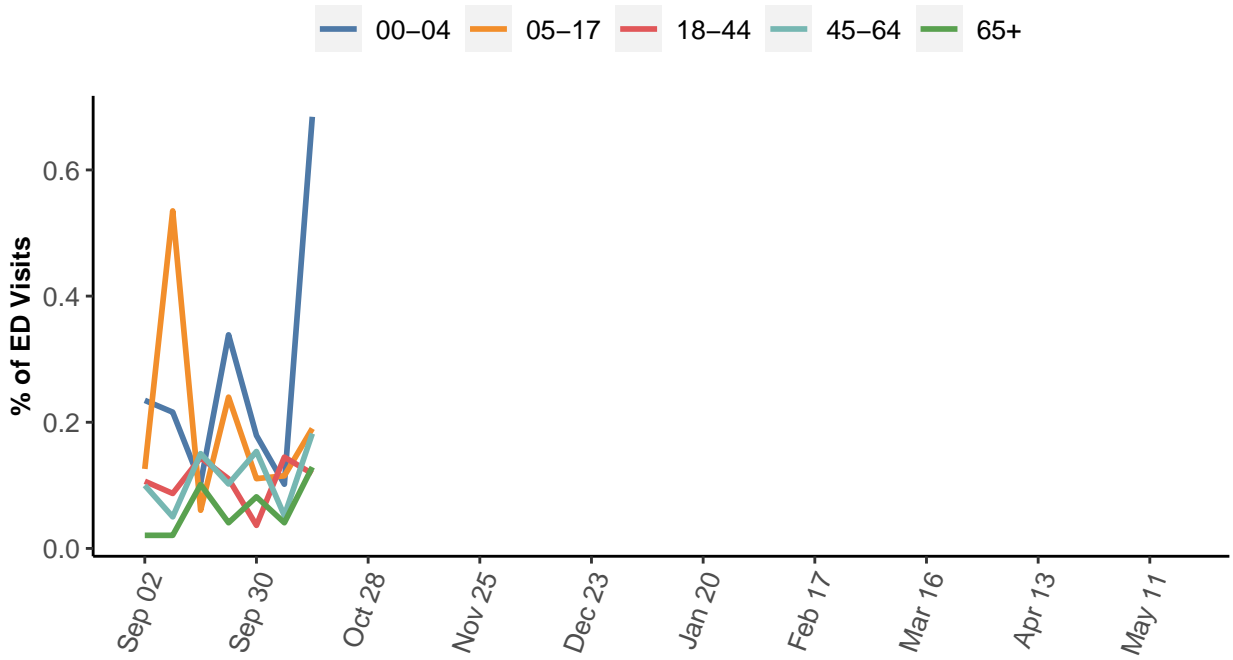


Emergency Rooms Visits for Flu By Season

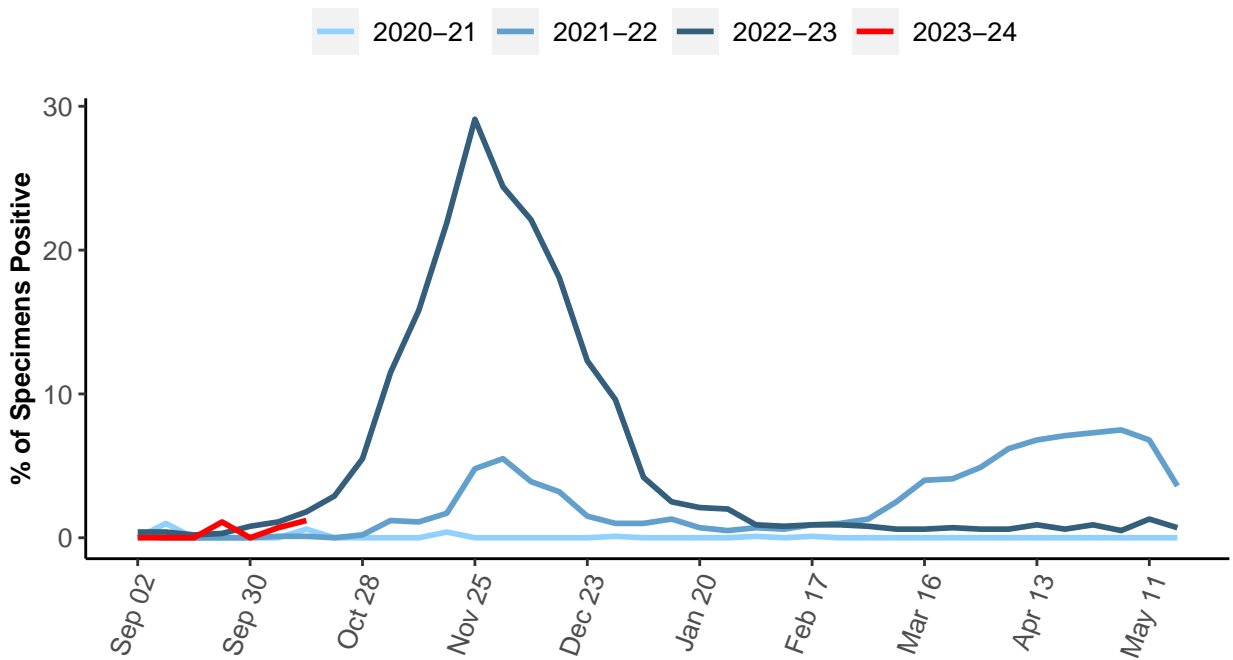




Emergency Room Visits for Flu by Age

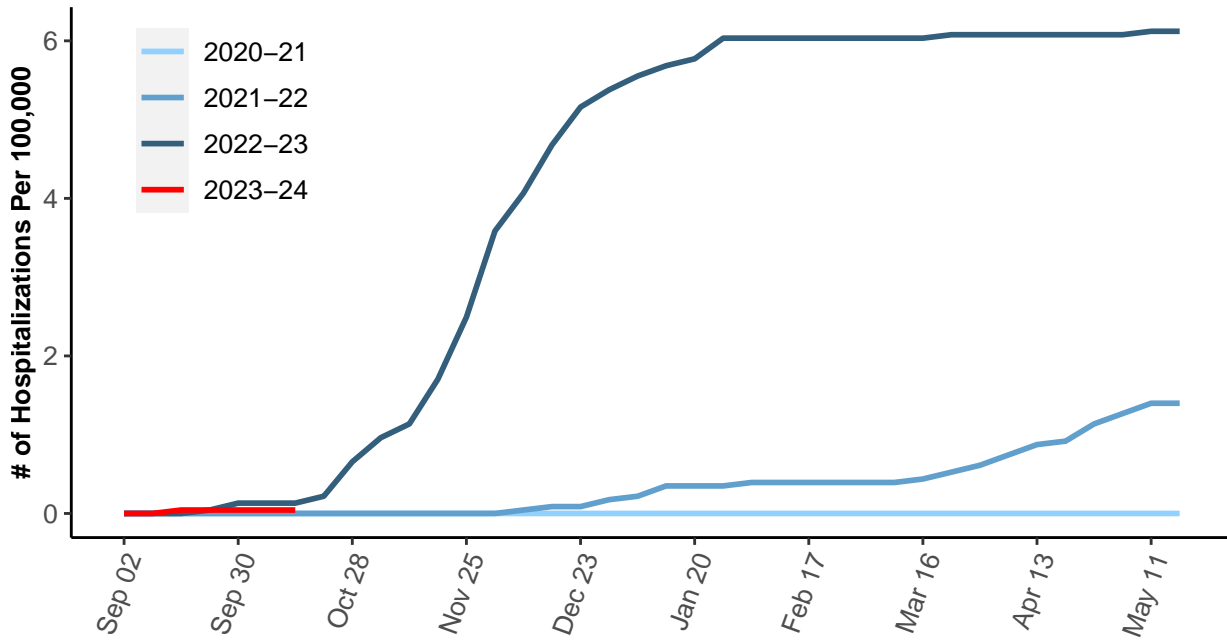


Percent of Respiratory Specimens Positive for Flu





Cumulative ICU Admission Rate for Flu



CDC Influenza-like Illness (ILI) Activity Levels by State

