



This report describes current trends in suburban Cook County for COVID-19, influenza, and RSV. Selected graphics are presented on pages 2-4. For complete surveillance data on these pathogens, please visit our dashboard at <https://ccdphcd.shinyapps.io/respiratory/>. CCDPH is also now tracking “Broad Respiratory” illness in our hospitalization data. This CDC-defined syndrome includes a wide array of specific and non-specific respiratory diagnoses and complications, such as bronchitis or pneumonia.

Key Points

COVID-19 activity is **at baseline** and stable.

Influenza activity is **at baseline** and stable.

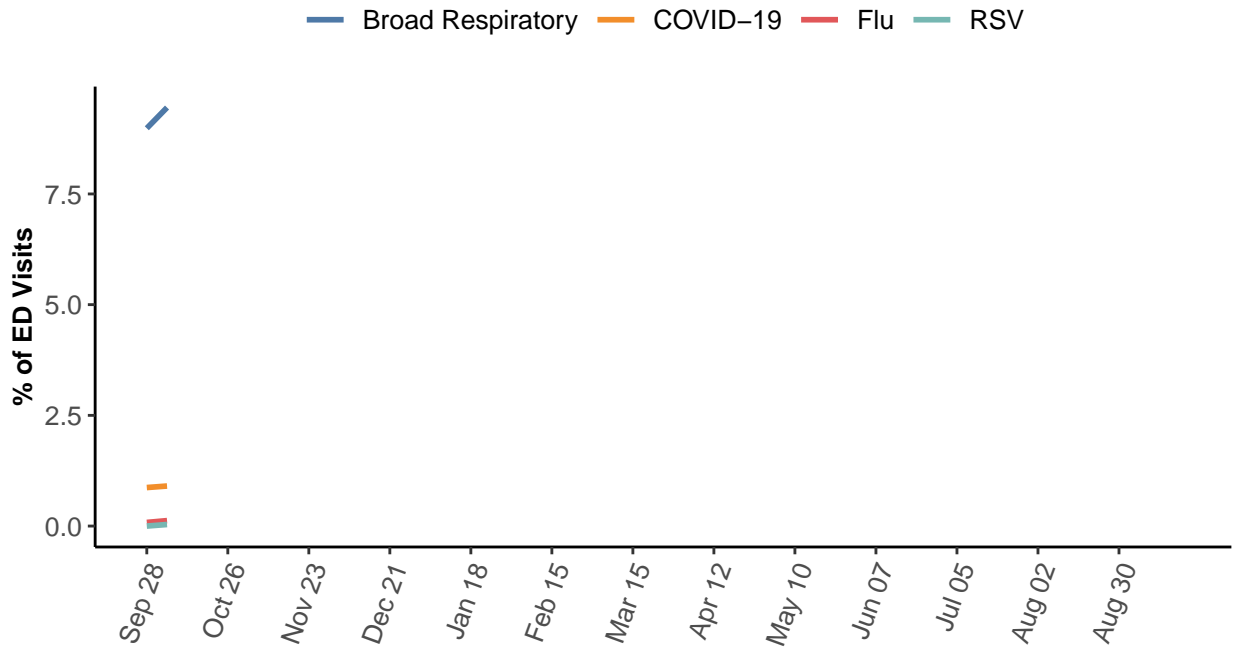
RSV activity is **at baseline** and stable.

- All three monitored pathogens are currently at baseline and stable.
- After peaking in mid-August, emergency visits and hospitalizations for COVID-19 have been trending down and are now at baseline levels.
- RSV and influenza hospital metrics remain at baseline levels.
- No ICU admissions for reportable respiratory viruses were reported this week.
- Of specimens tested for COVID-19, 5.8% were positive. Less than 1% of specimens tested for influenza or RSV were positive.
- Wastewater detections for SARS-CoV-2 (COVID-19) are now trending down after increasing through August and early September. Wastewater detections for influenza and RSV are minimal.
- Wastewater sequencing data for SARS-CoV-2 indicate a variety of JN.1 sub-lineages are co-circulating, predominantly KP.2 and KP.3 (sometimes referred to as the FLiRT strains).
- CDC’s [core recommendations](#) for *individuals* include staying up to date with all recommended respiratory virus [vaccines](#), practicing good respiratory hygiene (covering your cough, washing your hands), taking steps for cleaner air, and using precautions to prevent the spread of respiratory viruses when you are sick. This means staying home until you’ve been fever-free for 24 hours and your symptoms are getting better. CDC also recommends individuals are familiar with treatment options for flu and COVID-19, especially if you are at [high risk](#) for severe outcomes.
- CDC’s [core recommendations](#) for *organizations* include supporting vaccination efforts (like hosting a clinic or providing time off for vaccination and recovery), encouraging good respiratory hygiene with posters and adequate hand-washing supplies, taking steps for cleaner air, and supporting time off for individuals to stay home when sick or to seek treatment.
- September and October are good times to get vaccinated for the upcoming winter virus season.

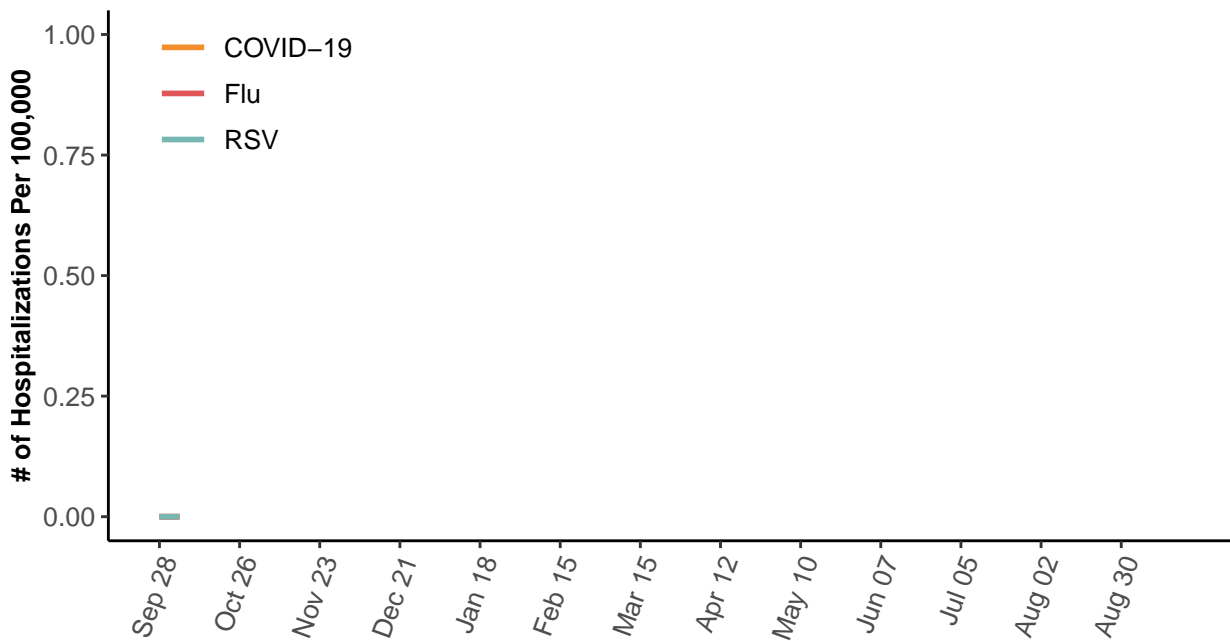
We would like to thank all of our surveillance partners for their help in collecting this information! For additional details on our methods, please visit <https://cook-county-department-of-public-health.github.io/documents/cd/respiratory-surveillance-methods.html>



Emergency Rooms Visits by Respiratory Diagnosis



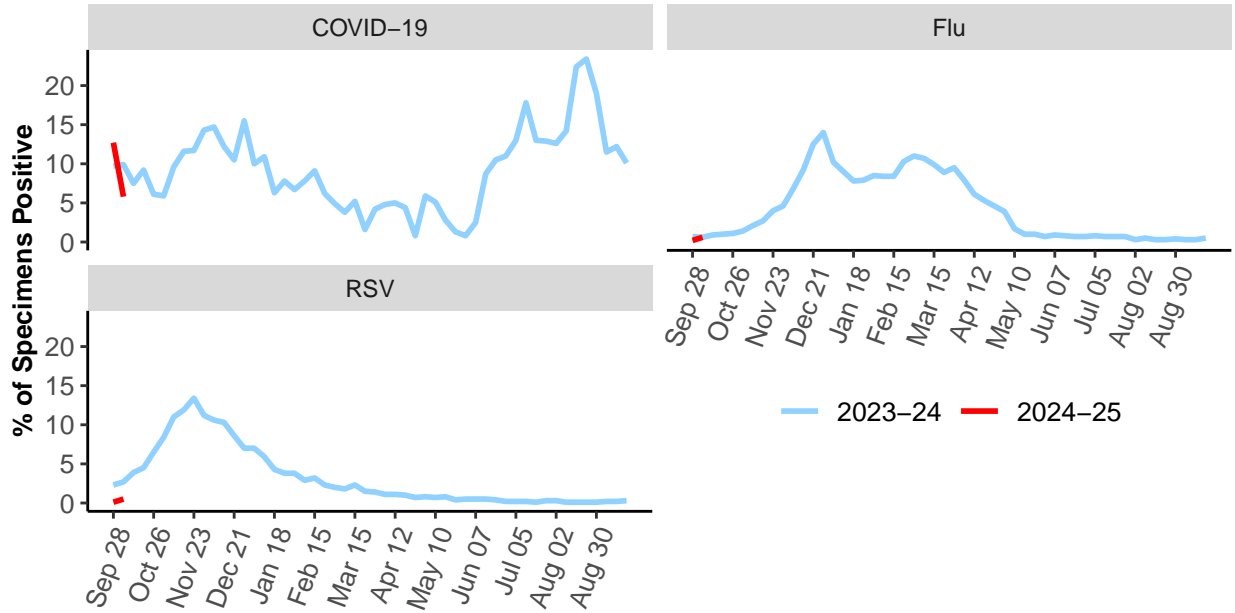
Cumulative ICU Admission Rate for Reportable Respiratory Viruses





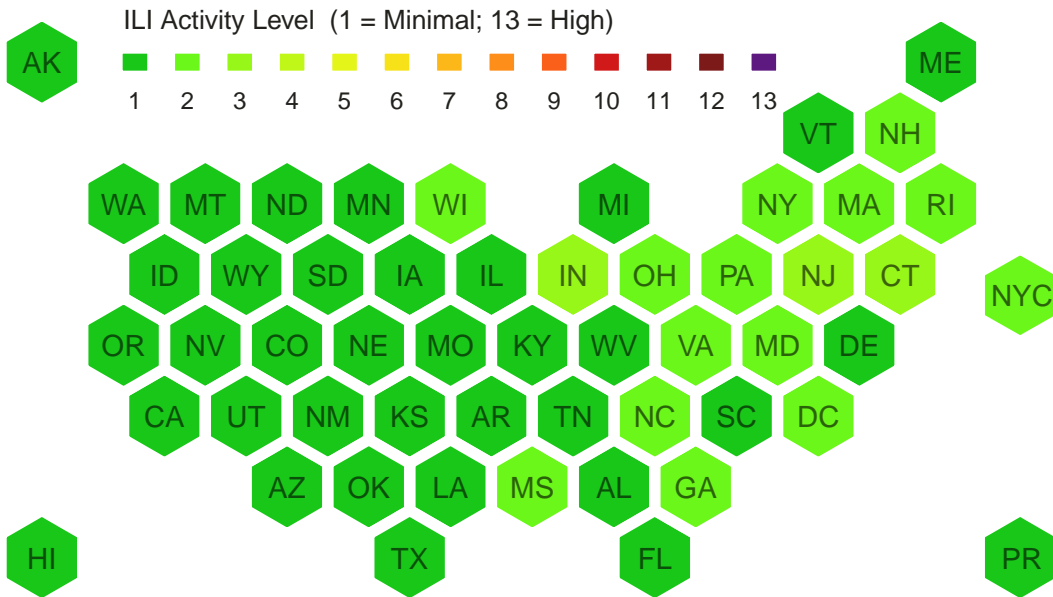
Percent Positivity by Respiratory Virus

Laboratories contributing data differ by pathogen. Lab data may not be comparable between viruses. Graphics are better used to look at trajectory for a given virus over time.



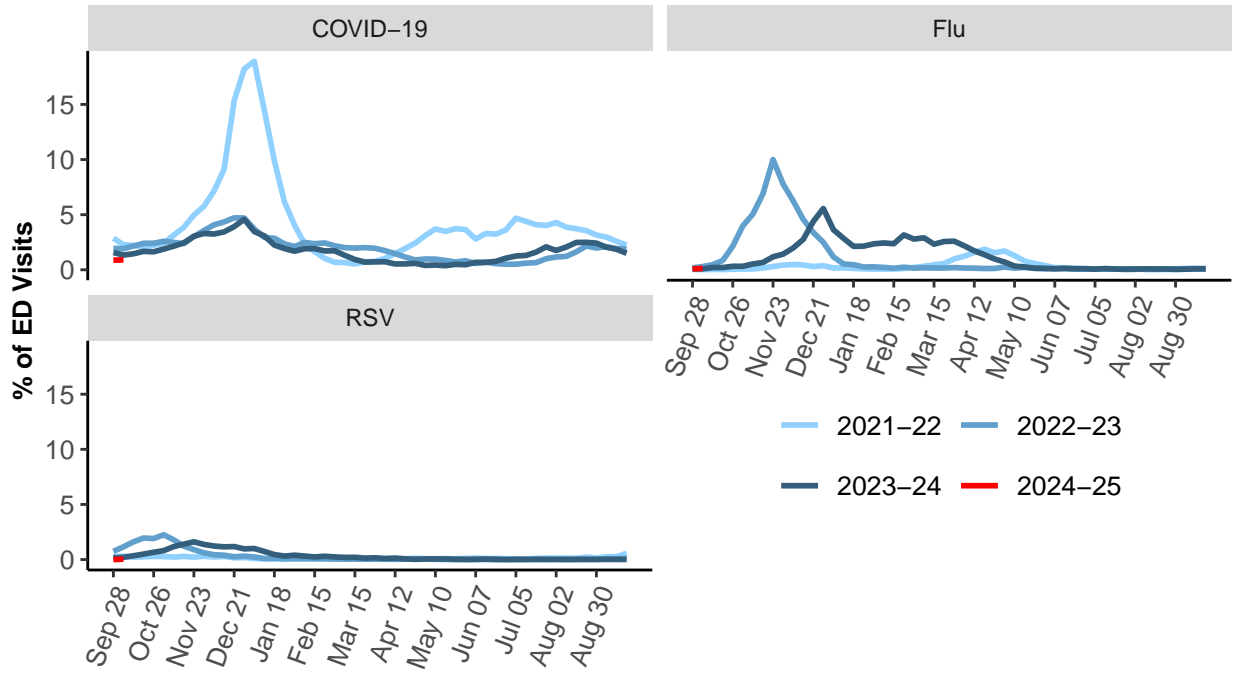
CDC Respiratory Illness (ILI-NET) Activity Levels by State

Data for the week ending 2024-10-05, most recent CDC data available





Emergency Rooms Visits by Season and Diagnosis



Emergency Room Visits by Age and Diagnosis

