

RESPIRATORY VIRUS SURVEILLANCE REPORT

Week 25: Jun 21-Jun 27, 2026



Cook County DEPT. of Public Health

BUILDING
HEALTHIER
COMMUNITIES

Purpose: This report describes current trends in suburban Cook County for COVID-19, influenza, and RSV. Selected graphics are presented on pages 2-4. For complete surveillance data on these pathogens, please visit our [respiratory dashboard](#).

Key Points:

COVID-19, Influenza, RSV

- COVID-19, flu, and RSV activity remain minimal.
- Clinical indicators for all three monitored pathogens are at or near summer baseline levels; however, sporadic ICU admissions continue to be reported.
- Viral concentrations in wastewater are low for all monitored pathogens. Wastewater continues to be sequenced for COVID-19 variants, but results may not be representative due to the low amount of circulating virus.

Is anything else going around?

- Percent positivity for [rhinovirus/enterovirus](#), common cold viruses, continues to be elevated, but has been declining over the last month. It is typical for these viruses to have a fall wave and a spring wave.
- [Parainfluenza viruses](#) have a similar seasonality, and percent positivity is currently near last fall's peak. These viruses are typically mild; some types are associated with croup in young children.

Recommendations

- Some steps for protection from respiratory viruses should be practiced year-round, regardless of the current activity level. These steps include staying up to date with all recommended respiratory [vaccines](#), practicing good respiratory hygiene (covering your cough, washing your hands), taking steps for cleaner [air](#), and staying home when you're sick until you've been fever-free for 24 hours and your symptoms are getting better. People who are at [high risk](#) for severe outcomes should be familiar with treatment options for flu and COVID-19. Organizations can support these recommendations by offering time off when employees are sick, hosting vaccination clinics, maintaining adequate ventilation systems, and encouraging good respiratory hygiene with posters and adequate hand-washing supplies. (Note that CDC offers separate, specific guidance for healthcare settings for reducing transmission of [flu](#), [COVID-19](#), and other [pathogens](#)).
- All three monitored pathogens - COVID-19, flu, and RSV - are at or near baseline levels; however, residents should continue to practice year-round prevention activities, such as washing your hands and staying home when sick.

We would like to thank all of our surveillance partners for their help in collecting this information! Additional details on our methods can be found [here](#).

RESPIRATORY VIRUS SURVEILLANCE REPORT

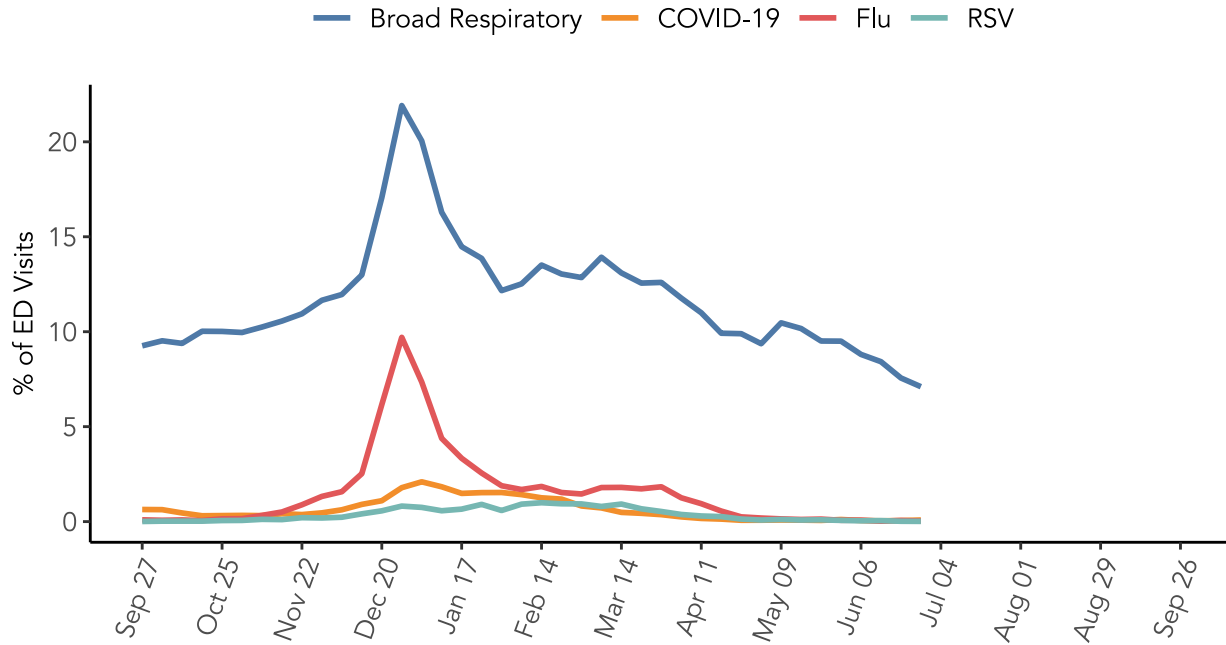
Week 25: Jun 21-Jun 27, 2026



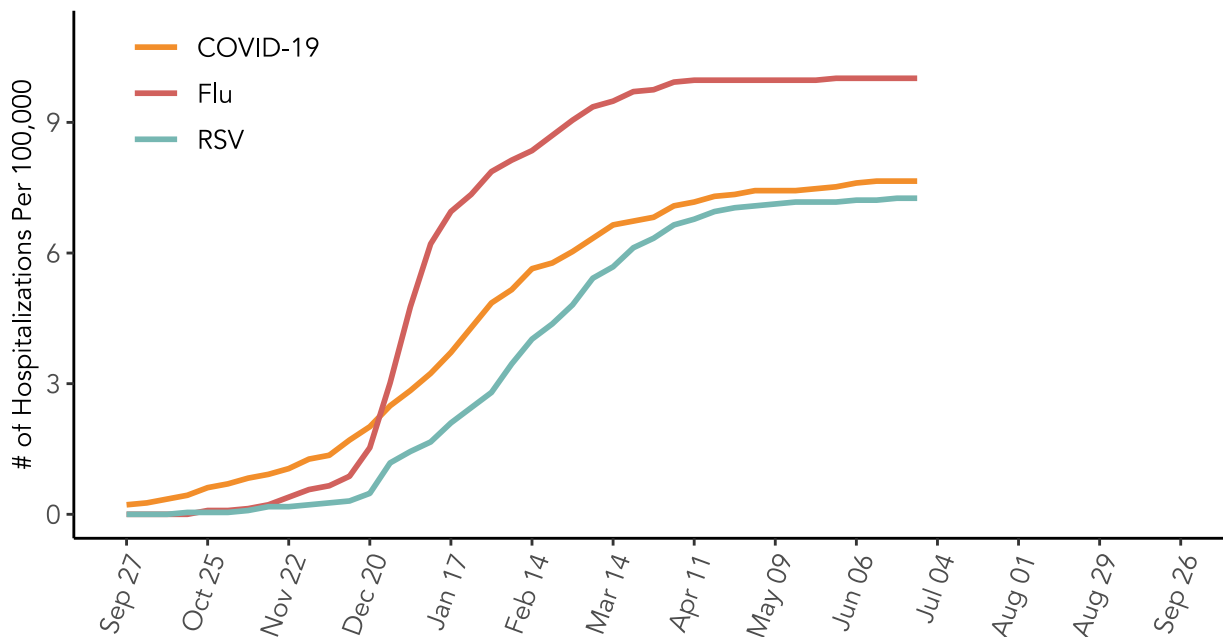
Cook County DEPT. of Public Health

BUILDING
HEALTHIER
COMMUNITIES

Emergency Rooms Visits by Respiratory Diagnosis



Cumulative ICU Admission Rate for Reportable Respiratory Viruses



RESPIRATORY VIRUS SURVEILLANCE REPORT

Week 25: Jun 21-Jun 27, 2026

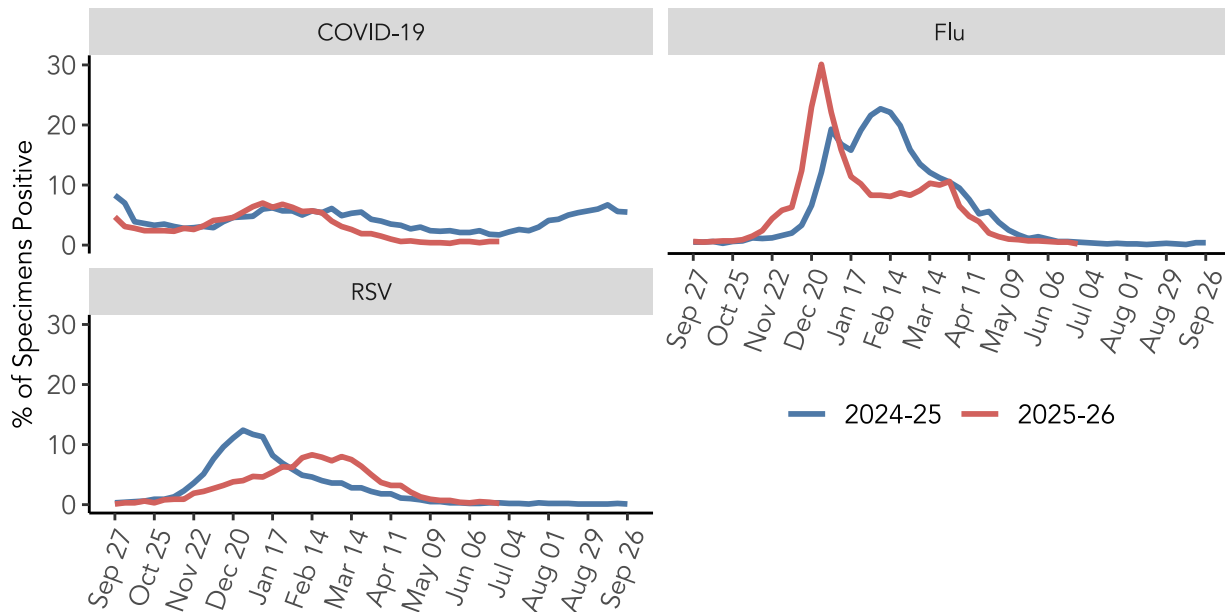


Cook County DEPT. of Public Health

BUILDING
HEALTHIER
COMMUNITIES

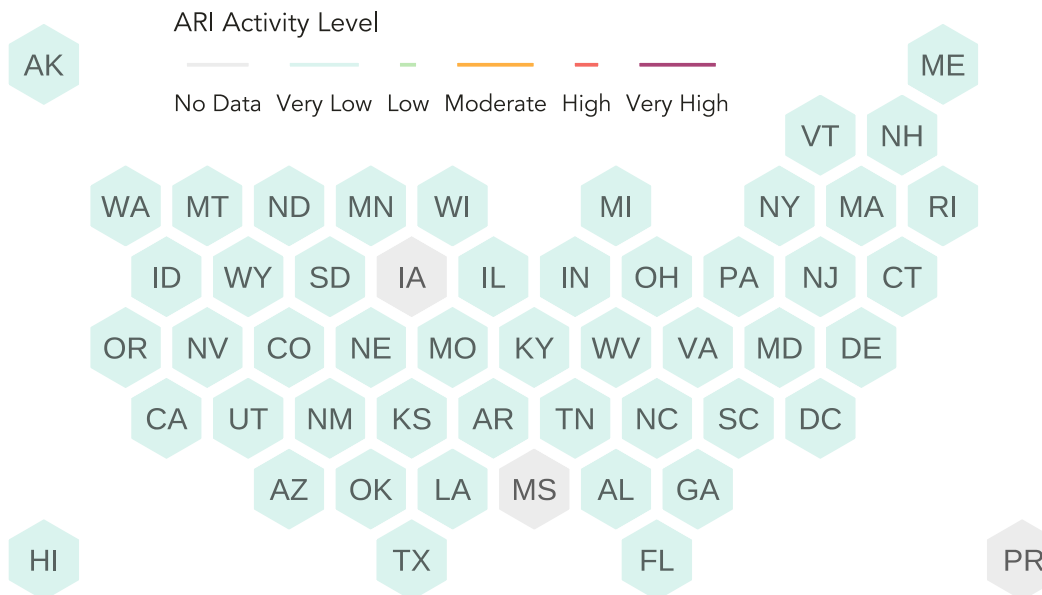
Percent Positivity by Respiratory Virus

Laboratories contributing data differ by pathogen. Lab data may not be comparable between viruses. Graphics are better used to look at trajectory for a given virus over time.



CDC Acute Respiratory Illness Activity Levels by State

Data for the week ending 2026-06-20, most recent CDC data available



RESPIRATORY VIRUS SURVEILLANCE REPORT

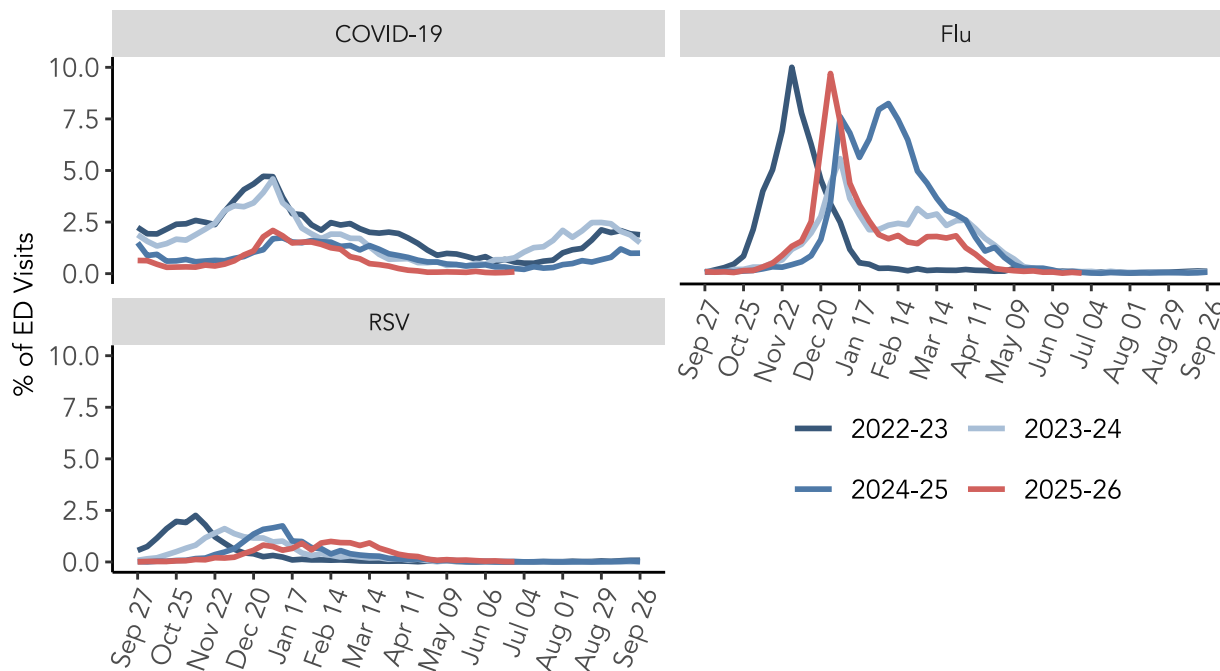
Week 25: Jun 21-Jun 27, 2026



Cook County DEPT. of Public Health

BUILDING
HEALTHIER
COMMUNITIES

Emergency Rooms Visits by Season and Diagnosis



Emergency Room Visits by Age and Diagnosis

