RESPIRATORY VIRUS SURVEILLANCE REPORT
Week 45: Nov 08-Nov 14, 2026

Cook County DEPT. of Public Health | BUILDING HEALTHIER COMMUNITIES

Purpose: This report describes current trends in suburban Cook County for COVID-19, influenza, and RSV. Selected graphics are presented on pages 2-4. For complete surveillance data on these pathogens, please visit our respiratory dashboard.

Key Points:

COVID-19, Influenza, RSV

- Flu and RSV activity levels are low, while COVID-19 activity remains minimal. Activity for all three monitored viruses is trending up.
- Most flu indicators are above where we were last year at this time.
- Nineteen ICU admissions associated with flu have been reported so far this season, compared to just five by this time last year. Rates of ICU admissions are currently highest among those aged 0-4, followed by those aged 65 and up.
- The majority of flu specimens reported by our sentinel laboratories have been typed as Flu A. For specimens with sub-type, all have been H1N1p09.
- RSV indicators, including hospitalizations, are elevated. Those aged 0 to 4 years are particularly impacted.
- Some COVID-19 metrics declined slightly this week; however, wastewater concentrations continue to increase.

Is anything else going around?

- Percent positivity for rhinovirus/enterovirus, common cold viruses, continued to be elevated this week. It is typical for these viruses to have a fall wave and a spring wave.
- Like rhinovirus/enterovirus, parainfluenza viruses typically have two waves per year, in late spring and mid-fall. These viruses have been trending up the last few weeks. They are typically mild; some are associated with croup in young children.

Recommendations

- Some steps for protection from respiratory viruses should be practiced year-round, regardless of the current activity level. These steps include staying up to date with all recommended respiratory vaccines, practicing good respiratory hygiene (covering your cough, washing your hands), taking steps for cleaner air, and staying home when you're sick until you've been fever-free for 24 hours and your symptoms are getting better. People who are at high risk for severe outcomes should be familiar with treatment options for flu and COVID-19. Organizations can support these recommendations by offering time off when employees are sick, hosting vaccination clinics, maintaining adequate ventilation systems, and encouraging good respiratory hygiene with posters and adequate hand-washing supplies. (Note that CDC offers separate, specific guidance for healthcare settings for reducing transmission of flu, COVID-19, and other pathogens).
- The respiratory season has begun. It's not too late to be vaccinated if you haven't already. Protect yourself from illness as the holiday season begins. Continue to practice year-round prevention activities, such as washing your hands and staying home when sick.

We would like to thank all of our surveillance partners for their help in collecting this information! Additional details on our methods can be found here.

Emergency Rooms Visits by Respiratory Diagnosis

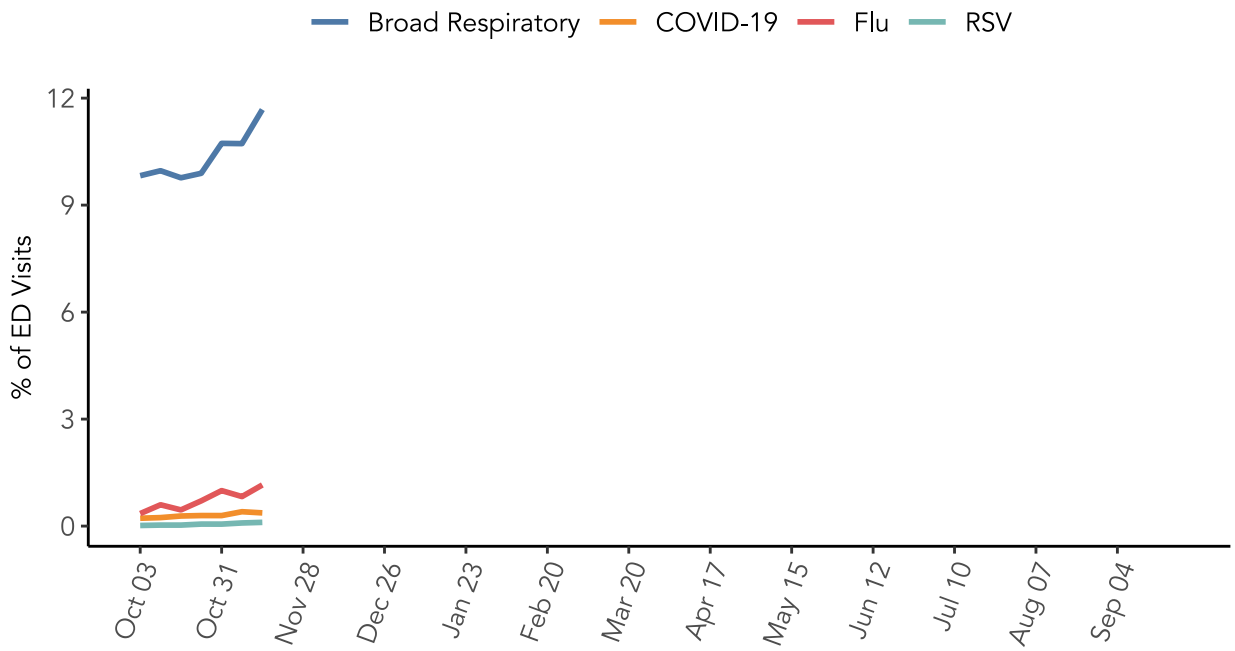

Cumulative ICU Admission Rate for Reportable Respiratory Viruses

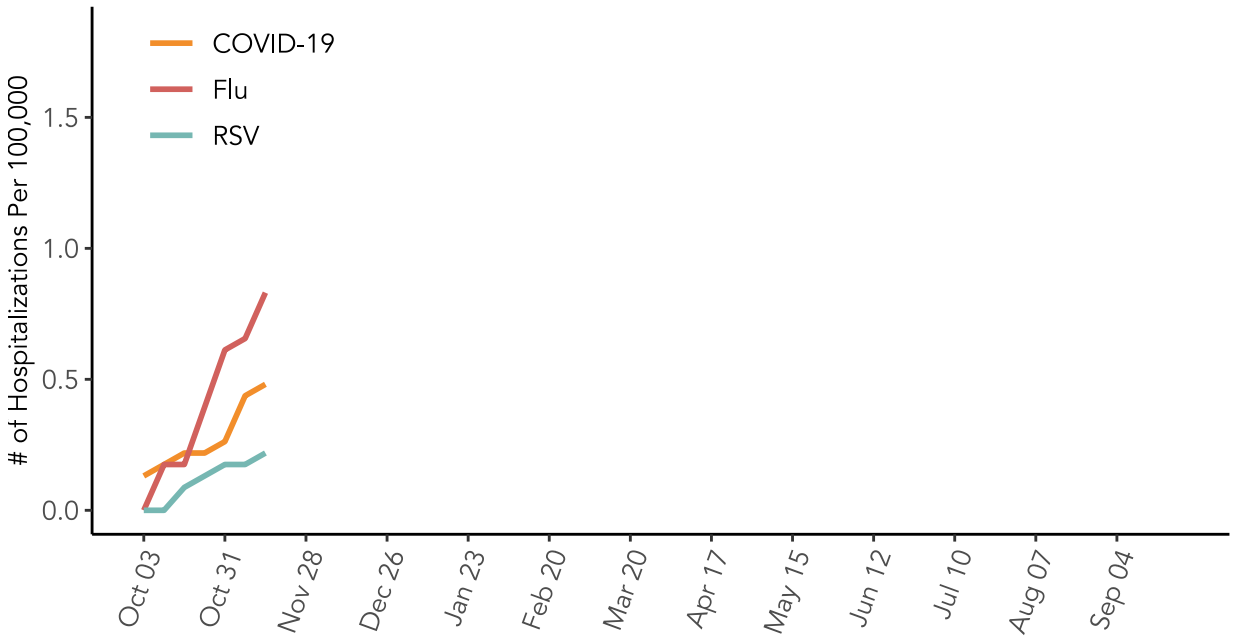

Percent Positivity by Respiratory Virus

Laboratories contributing data differ by pathogen. Lab data may not be comparable between viruses. Graphics are better used to look at trajectory for a given virus over time.

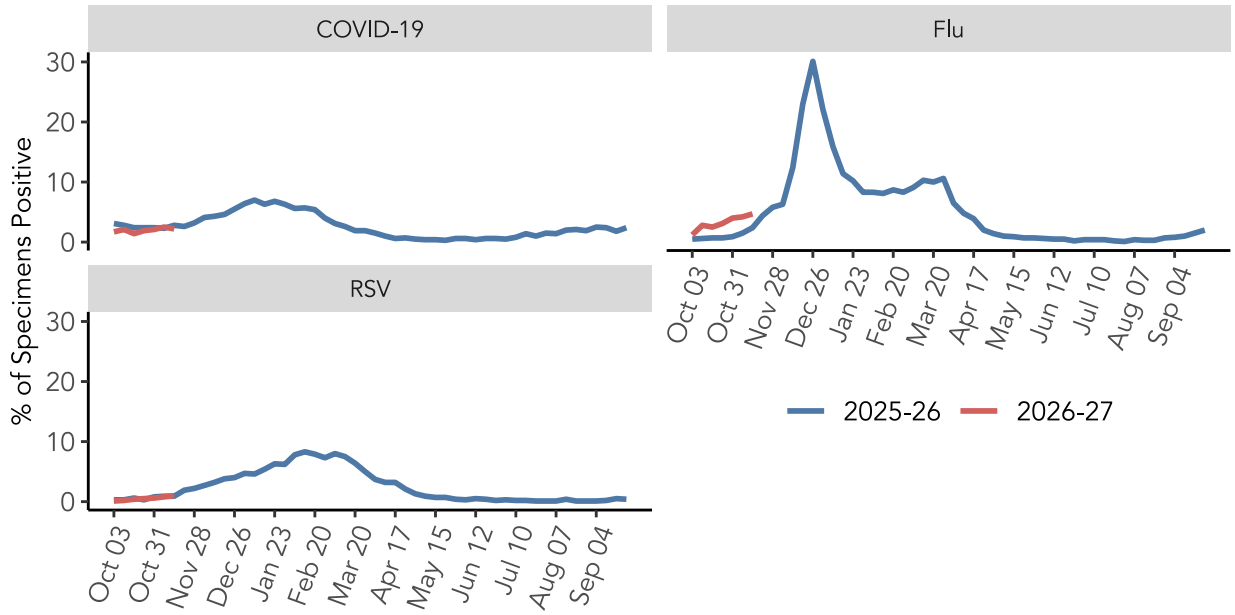

CDC Acute Respiratory Illness Activity Levels by State

Data for the week ending 2026-11-14, most recent CDC data available

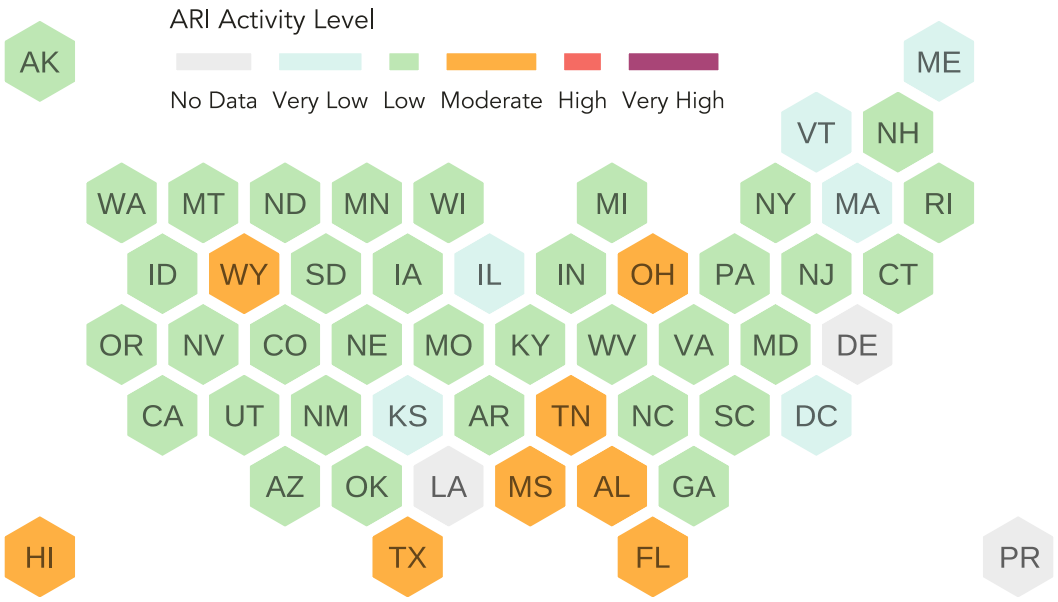

Emergency Rooms Visits by Season and Diagnosis

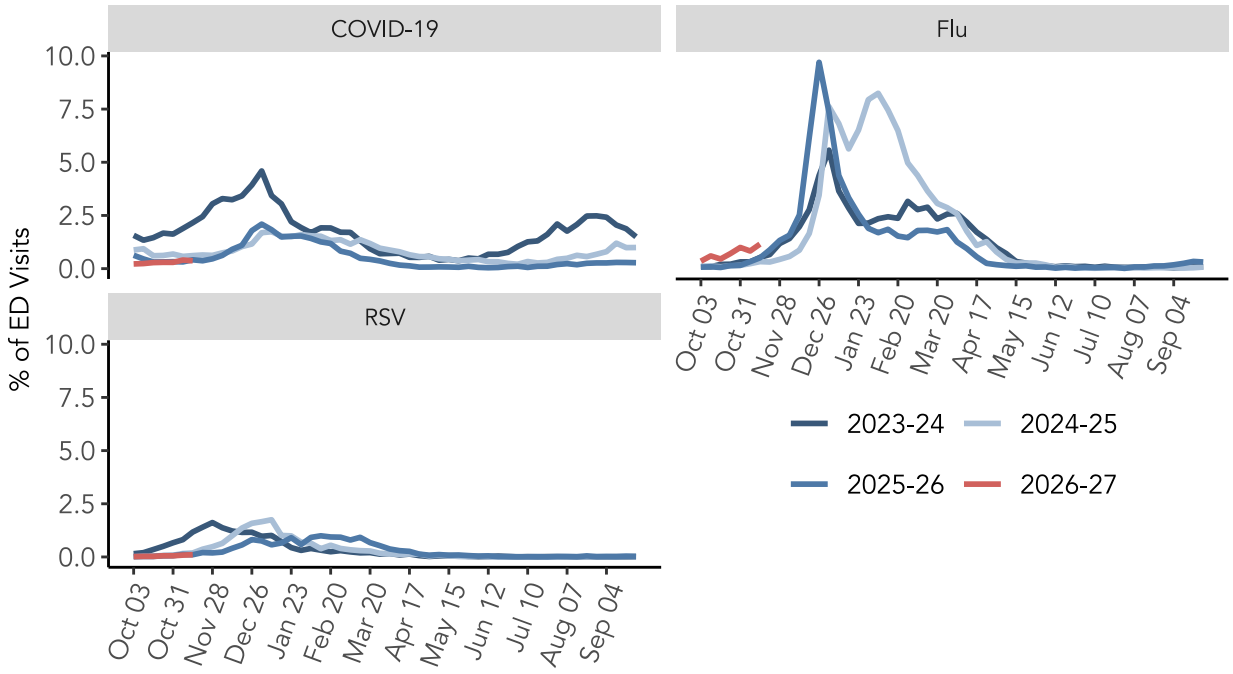

Emergency Room Visits by Age and Diagnosis

